



# IPSC CLASSIFIER - STAGE: CLC-01

The International Practical Shooting Confederation - P.O. Box 972 Oakville, Ontario, Canada L6J 9Z9  
Tel: (905) 849-6960 - fax: (905) 842-4323

**Course of Fire Type:** Short Classifier stage

**Stage Procedure:**

On the signal, draw and shoot all targets, in any order, **strong hand only** from Area A.

**Scoring:**

Comstock

**Targets:**

2 Classic, 3 Classic Poppers

**Possible Points:** 35

**Minimum Rounds:** 7

**Start Position:**

Standing relaxed in Area A, facing downrange with both hands relaxed by sides.

**Start:**

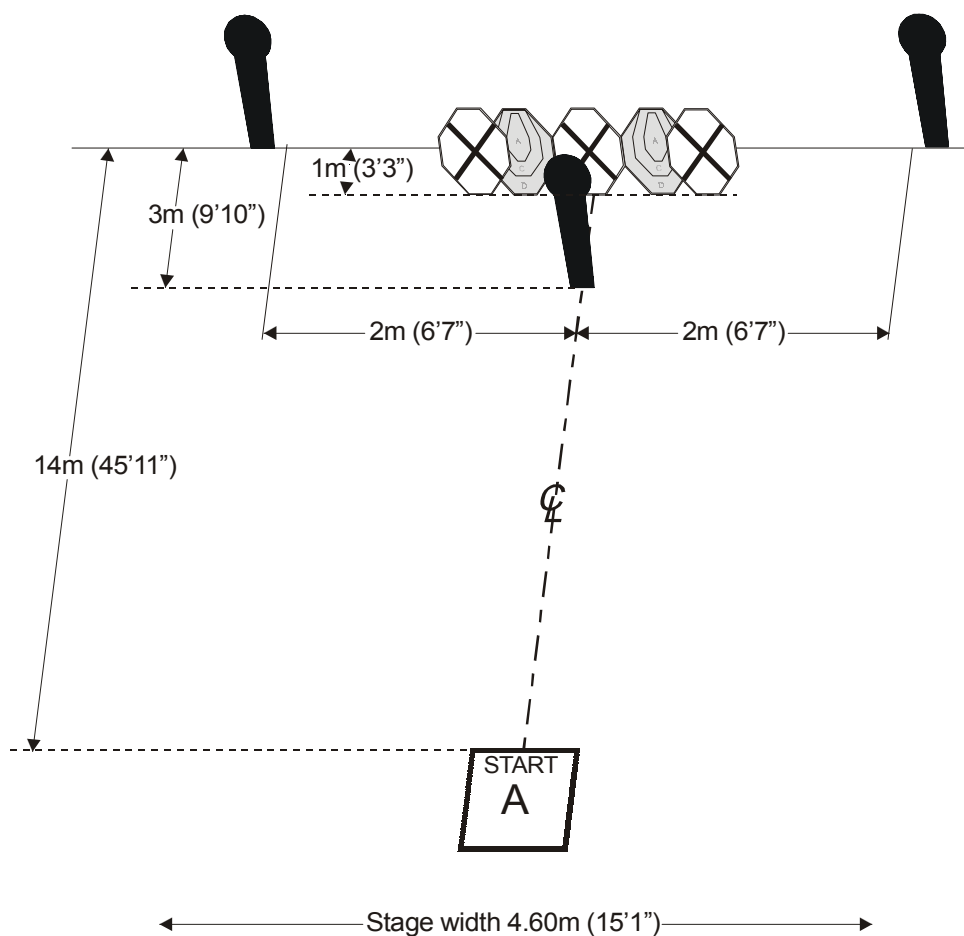
On audible signal

**Stop:**

Last shot

**Penalties:**

As per current edition IPSC rules



**Setup Notes:** Set paper targets to 1.52m (5 feet) to the top of the targets. Area A, is 1m (3'3") by 1m (3'3").



# IPSC CLASSIFIER - STAGE: CLM-02

The International Practical Shooting Confederation - P.O. Box 972 Oakville, Ontario, Canada L6J 9Z9  
Tel: (905) 849-6960 - fax: (905) 842-4323

**Course of Fire Type:** Short Classifier stage

**Stage Procedure:**

On the signal, draw and shoot all targets, in any order, **strong hand only** from Area A.

**Scoring:**

Comstock

**Targets:**

2 Metric, 3 Pepper poppers

**Possible Points:**

35

**Minimum Rounds:**

7

**Start Position:**

Standing relaxed in Area A, facing downrange with both hands relaxed by sides.

**Start:**

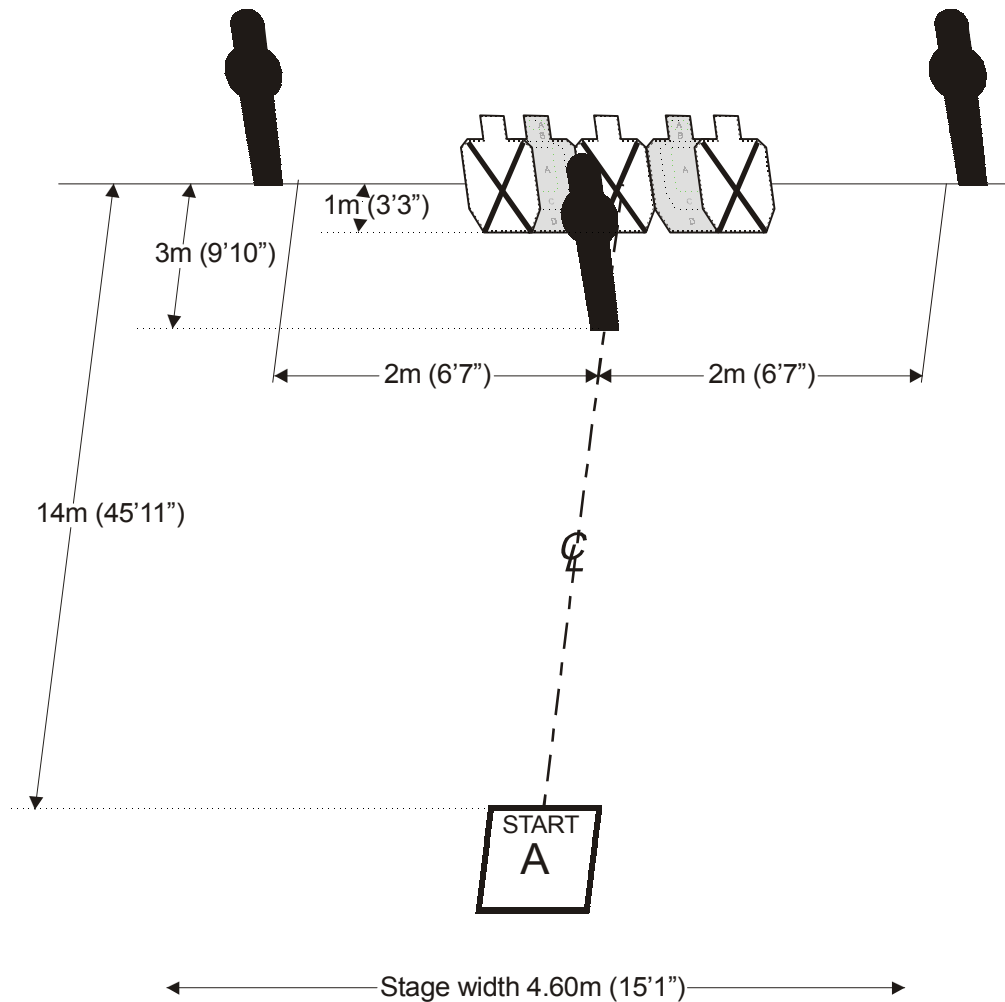
On audible signal

**Stop:**

Last shot

**Penalties:**

As per current edition IPSC rules



**Setup Notes:** Set paper targets to 1.52m (5 feet) to the top of the targets. Area A, is 1m (3'3") by 1m (3'3").



# IPSC CLASSIFIER - STAGE: CLC-03

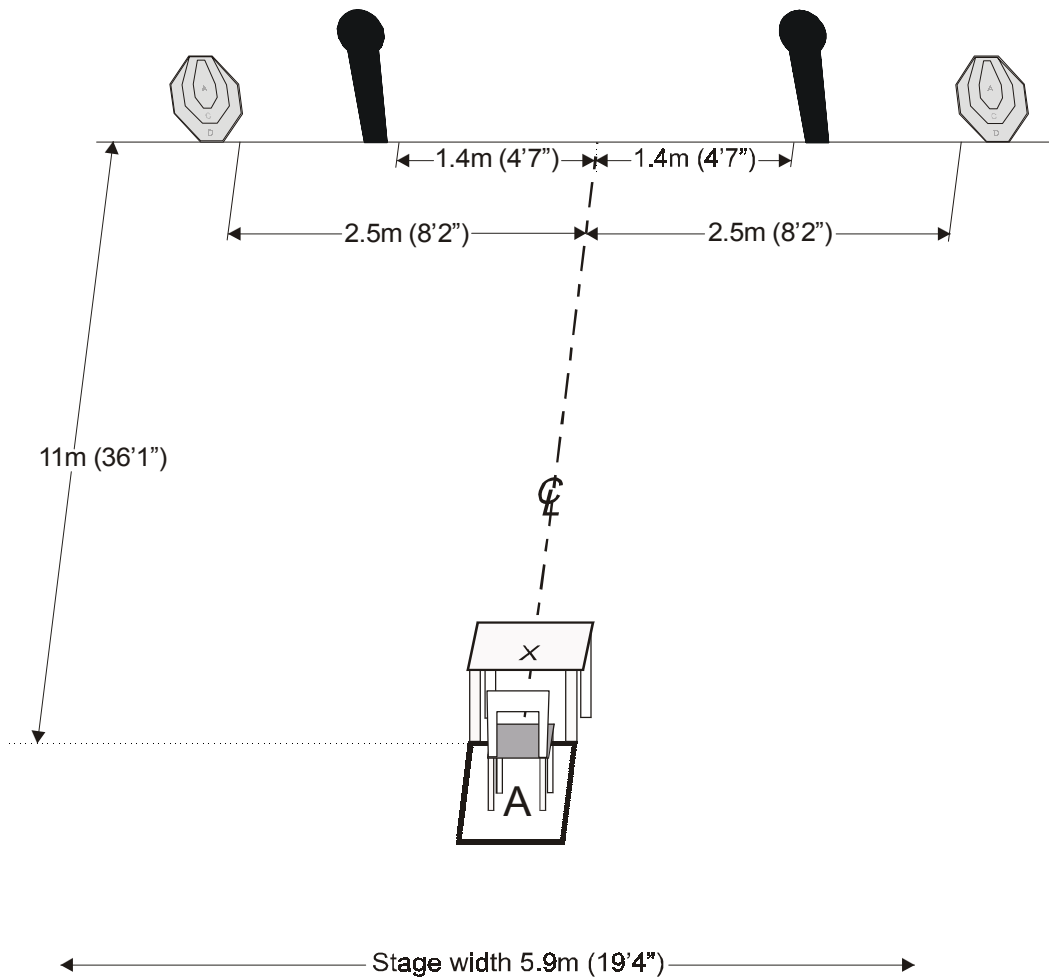
The International Practical Shooting Confederation - P.O. Box 972 Oakville, Ontario, Canada L6J 9Z9  
Tel: (905) 849-6960 - fax: (905) 842-4323

**Course of Fire Type:** Short Classifier Stage  
**Stage Procedure:**

On the signal, using the **weak hand only**, pick up the pistol and shoot the targets in any order from Area A, **weak hand only**.

Note: The Pistol must lie flat on one side and may not be propped up in any artificial manner.

<b>Scoring:</b>	Comstock
<b>Targets:</b>	2 Classic, 2 Classic Poppers
<b>Possible Points:</b>	30
<b>Minimum Rounds:</b>	6
<b>Start Position:</b>	Start seated in Area A, facing downrange with both hands on top of a table palms flat. Loaded pistol pointing downrange will be located on the X in between hands.
<b>Start:</b>	On audible signal
<b>Stop:</b>	Last shot
<b>Penalties:</b>	As per current edition IPSC rules



**Setup Notes:** Set paper targets to 1.52m (5 feet) to the top of the targets. Area A, is 1m (3'3") by 1m (3'3"). Chair must be inside the confines of Area A. Table immediately in-front of area A. Center of X should be 10 inches (0.25m) from the edge facing Area A.



# IPSC CLASSIFIER - STAGE: CLM-04

The International Practical Shooting Confederation - P.O. Box 972 Oakville, Ontario, Canada L6J 9Z9  
Tel: (905) 849-6960 - fax: (905) 842-4323

## Course of Fire Type: Short Classifier Stage

### Stage Procedure:

On the signal, using the **weak hand only**, pick up the pistol and shoot the targets in any order from Area A, **weak hand only**.

Note: The Pistol must lie flat on one side and may not be propped up in any artificial manner.

### Scoring:

Comstock

### Targets:

2 Metric, 2 Pepper Poppers

### Possible Points:

30

### Minimum Rounds:

6

### Start Position:

Start seated in Area A, facing downrange with both hands on top of a table palms flat. Loaded pistol pointing downrange will be located on the X in between hands.

### Start:

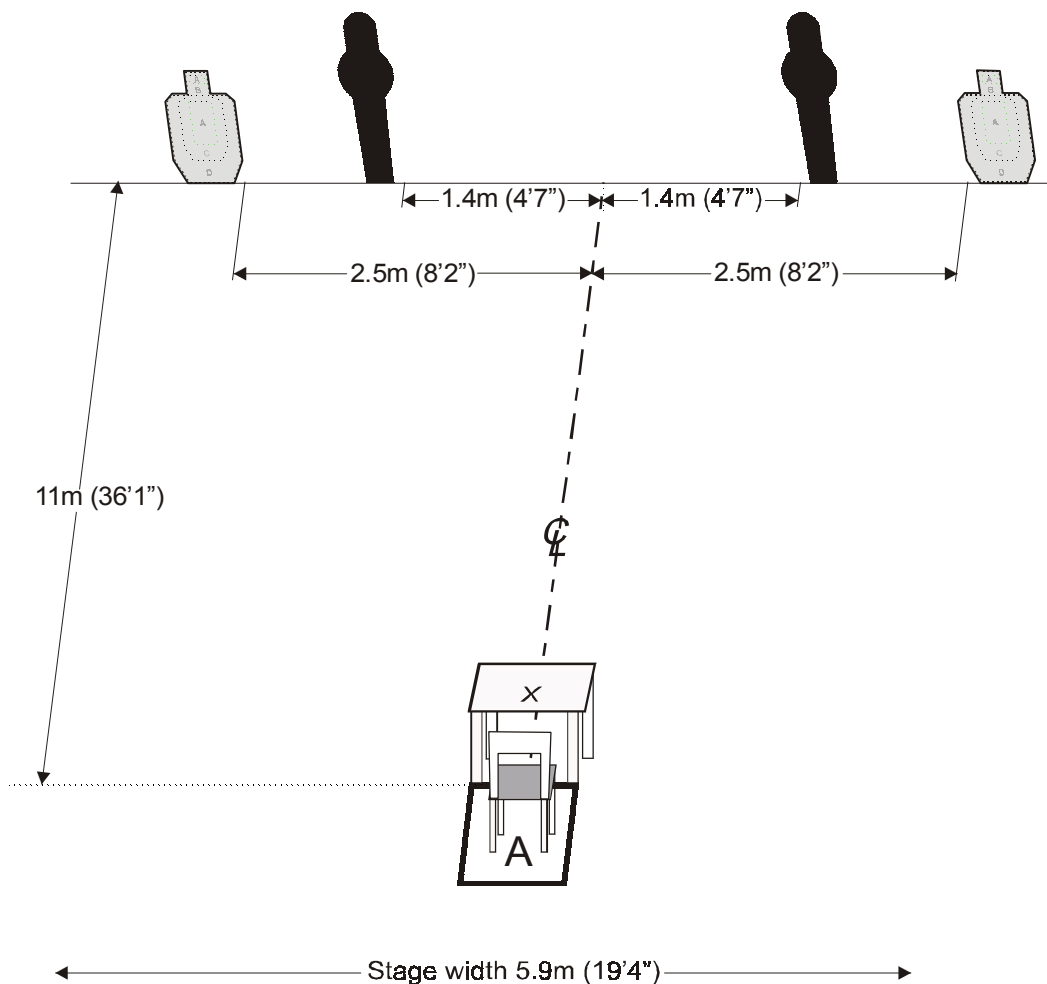
On audible signal

### Stop:

Last shot

### Penalties:

As per current edition IPSC rules



**Setup Notes:** Set paper targets to 1.52m (5 feet) to the top of the targets. Area A, is 1m (3'3") by 1m (3'3"). Chair must be inside the confines of Area A. Table immediately in-front of area A. Center of X should be 10 inches (0.25m) from edge facing Area A.



# IPSC CLASSIFIER - STAGE: CLC-05

The International Practical Shooting Confederation - P.O. Box 972 Oakville, Ontario, Canada L6J 9Z9  
Tel: (905) 849-6960 - fax: (905) 842-4323

**Course of Fire Type:** Short Classifier Stage

**Stage Procedure:**

On the signal, draw, and shoot the targets in any order from Area A.

**Scoring:**

Comstock

**Targets:**

3 Classic, 2 Classic Poppers

**Possible Points:** 40

**Minimum Rounds:** 8

**Start Position:**

Standing relaxed in Area A facing down range. Both hands relaxed by sides.

**Start:**

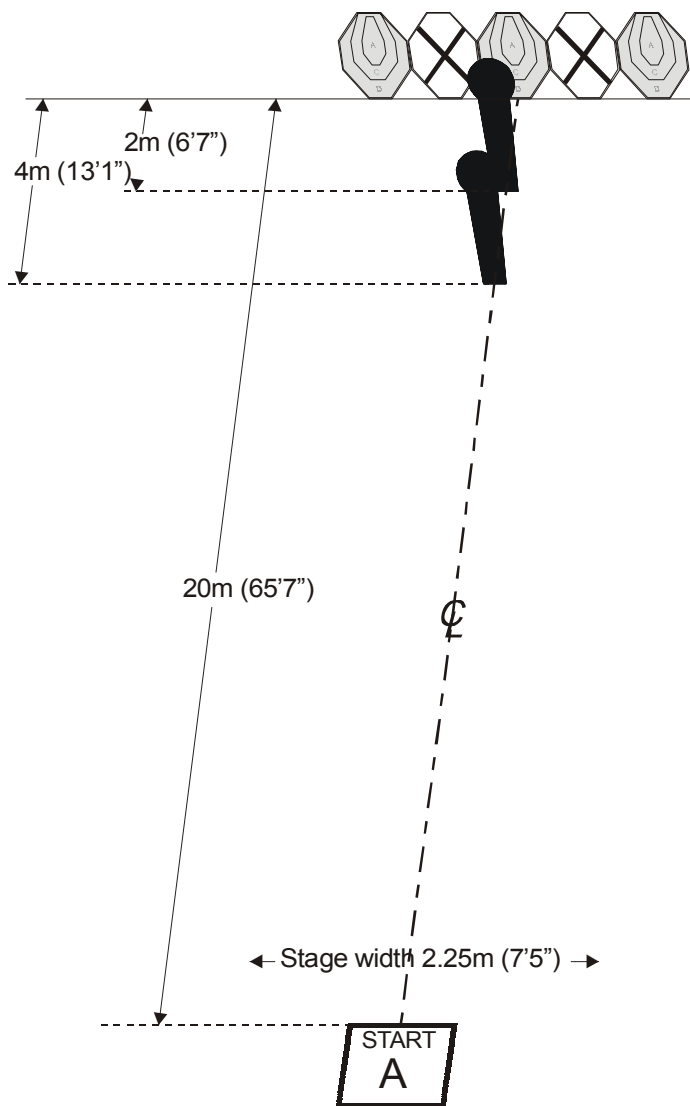
On audible signal

**Stop:**

Last shot

**Penalties:**

As per current edition IPSC rules



**Setup Notes:** Set paper targets to 1.52m (5 feet) to the top of the targets. Area A is 1m(3'3") by 1m(3'3").



# IPSC CLASSIFIER - STAGE: CLM-06

The International Practical Shooting Confederation - P.O. Box 972 Oakville, Ontario, Canada L6J 9Z9  
Tel: (905) 849-6960 - fax: (905) 842-4323

**Course of Fire Type:** Short Classifier Stage

**Stage Procedure:**

On the signal, draw, and shoot the targets in any order from Area A.

**Scoring:**

Comstock

**Targets:**

3 Metric, 2 Pepper Poppers

**Possible Points:** 40

**Minimum Rounds:** 8

**Start Position:**

Standing relaxed in Area A facing down range. Both hands relaxed by sides.

**Start:**

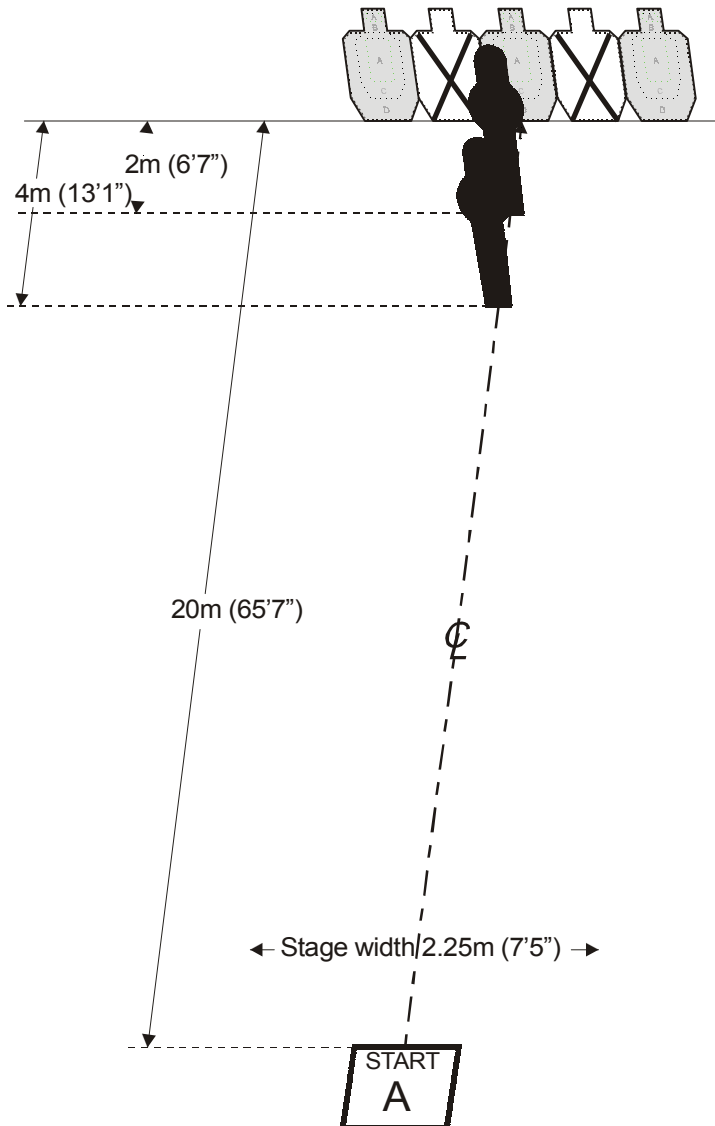
On audible signal

**Stop:**

Last shot

**Penalties:**

As per current edition IPSC rules



**Setup Notes:** Set paper targets to 1.52m (5 feet) to the top of the targets. Area A is 1m(3'3") by 1m(3'3").



# IPSC CLASSIFIER - STAGE: CLC-07

The International Practical Shooting Confederation - P.O. Box 972 Oakville, Ontario, Canada L6J 9Z9  
Tel: (905) 849-6960 - fax: (905) 842-4323

**Course of Fire Type:** Medium Classifier Stage

**Stage Procedure:**

On the signal, draw and shoot the first group(A) of targets in any order from Area A. Then move to Area B and shoot the second group(B) of targets in any order from Area B.

**Scoring:**

Comstock

**Targets:**

5 Classic, 4 Classic Poppers

**Possible Points:**

70

**Minimum Rounds:**

14

**Start Position:**

Standing relaxed in Area A, facing center of barricade with arms folded wrists over lapping across the chest.

**Start:**

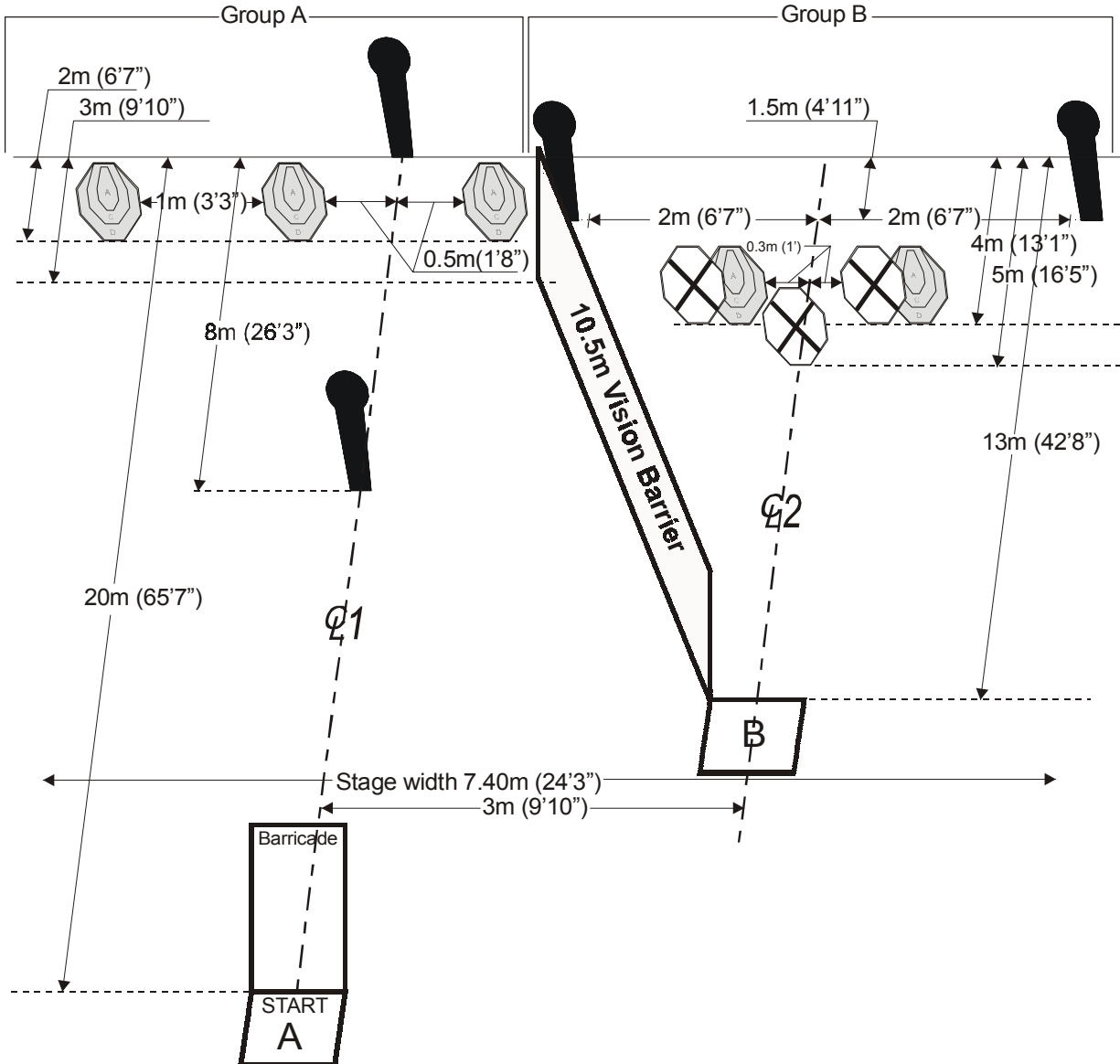
On audible signal

**Stop:**

Last shot

**Penalties:**

As per current edition IPSC rules



**Setup notes:** Set paper targets at 1.52m (5 feet) to the top of targets. Areas A and B are 0.92m (3') by 0.92m (3').



# IPSC CLASSIFIER - STAGE: CLM-08

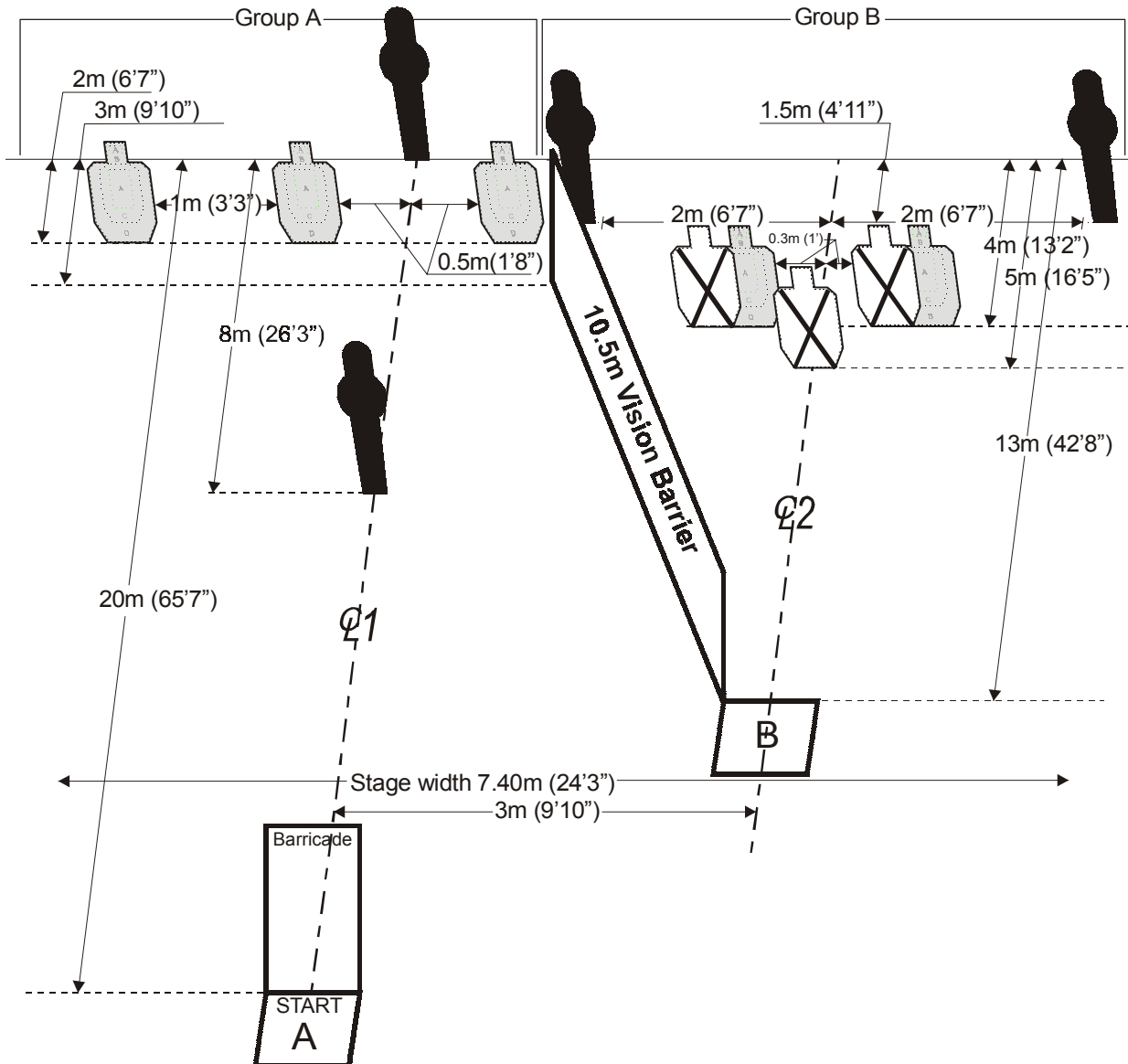
The International Practical Shooting Confederation - P.O. Box 972 Oakville, Ontario, Canada L6J 9Z9  
Tel: (905) 849-6960 - fax: (905) 842-4323

**Course of Fire Type:** Medium Classifier Stage

**Stage Procedure:**

On the signal, draw and shoot the first group(A) of targets in any order from Area A. Then move to Area B and shoot the second group(B) of targets in any order from Area B.

<b>Scoring:</b>	Comstock
<b>Targets:</b>	5 Metric, 4 Pepper Poppers
<b>Possible Points:</b>	70
<b>Minimum Rounds:</b>	14
<b>Start Position:</b>	Standing relaxed in Area A, facing center of barricade with arms folded wrists over lapping across the chest.
<b>Start:</b>	On audible signal
<b>Stop:</b>	Last shot
<b>Penalties:</b>	As per current edition IPSC rules



**Setup notes:** Set paper targets at 1.52m (5 feet) to the top of targets. Areas A and B are 0.92m (3') by 0.92m (3').





# IPSC CLASSIFIER - STAGE: CLC-09

The International Practical Shooting Confederation - P.O. Box 972 Oakville, Ontario, Canada L6J 9Z9  
Tel: (905) 849-6960 - fax: (905) 842-4323

**Course of Fire Type:** Medium Classifier Stage

**Stage Procedure:**

On start signal, from Area A, shoot T1-T3 with **only** two rounds per target, then make a mandatory reload and from Area A again shoot T1-T3 with **only** two rounds per target.

**Scoring:**

Virginia Count

**Targets:**

3 Classic

**Possible Points:** 60

**Maximum Rounds:** 12

**Start Position:**

Standing facing downrange in Area A,  
both wrists **above** respective shoulders.

**Start:**

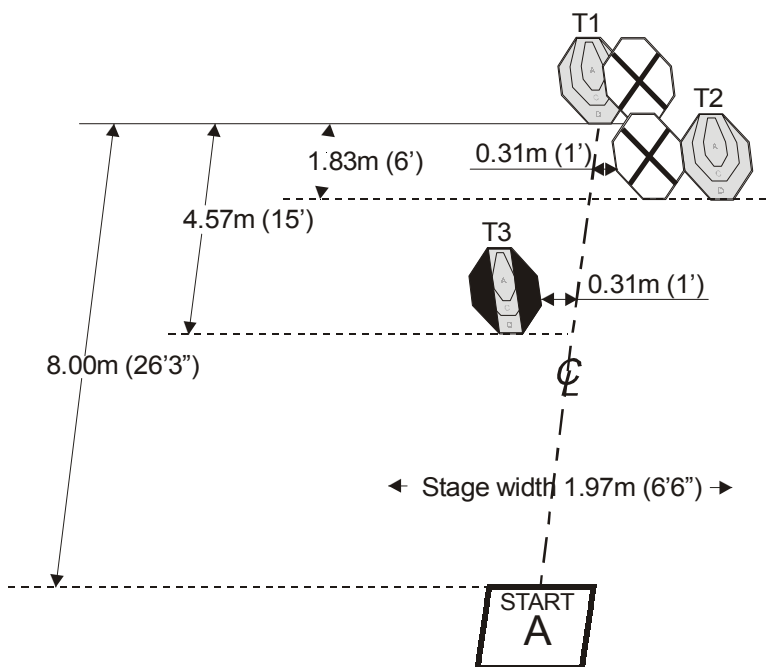
On audible signal

**Stop:**

Last shot

**Penalties:**

As per current edition IPSC rules



**SETUP NOTES:** Set paper targets to 1.52m (5 feet) to the top of targets. Hard cover on T3 is even with edges of the A zone. Penalty targets are placed on T1 and T2 so that they are the same height and that the perforation line of the A zone is overlapping by the perforation of the penalty targets border of the penalty target. Area A is 1m(3'3") by 1m(3'3").



# IPSC CLASSIFIER - STAGE: CLM-10

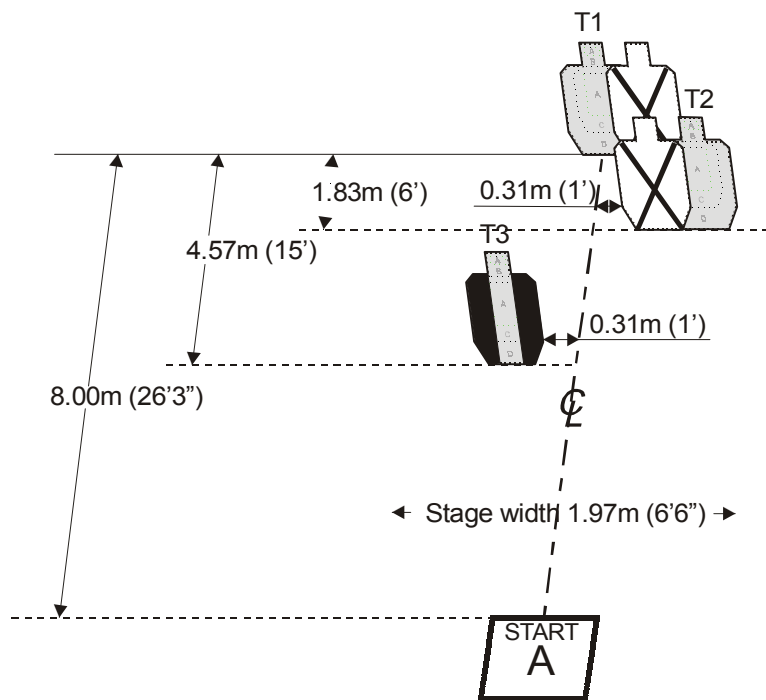
The International Practical Shooting Confederation - P.O. Box 972 Oakville, Ontario, Canada L6J 9Z9  
Tel: (905) 849-6960 - fax: (905) 842-4323

**Course of Fire Type:** Medium Classifier Stage

**Stage Procedure:**

Upon start signal, from Area A, shoot T1-T3 with **only** two rounds per target, then make a mandatory reload and from Area A again shoot T1-T3 with **only** two rounds per target.

**Scoring:** Virginia Count  
**Targets:** 3 Metric  
**Possible Points:** 60  
**Maximum Rounds:** 12  
**Start Position:** Standing facing down range in Area A, both wrists **above** respective shoulders.  
**Start:** On audible signal  
**Stop:** Last shot  
**Penalties:** As per current edition IPSC rules



**SETUP NOTES:** Set paper targets to 1.52m (5 feet) to the top of targets. Hard cover on T3 is even with edges of the A zone. Penalty targets are placed on T1 and T2 so that they are the same height and that the perforation line of the A zone is overlapping by the perforation of the penalty targets border of the penalty target. Area A is 1m(3'3") by 1m(3'3").



# IPSC CLASSIFIER - STAGE: CLC-11

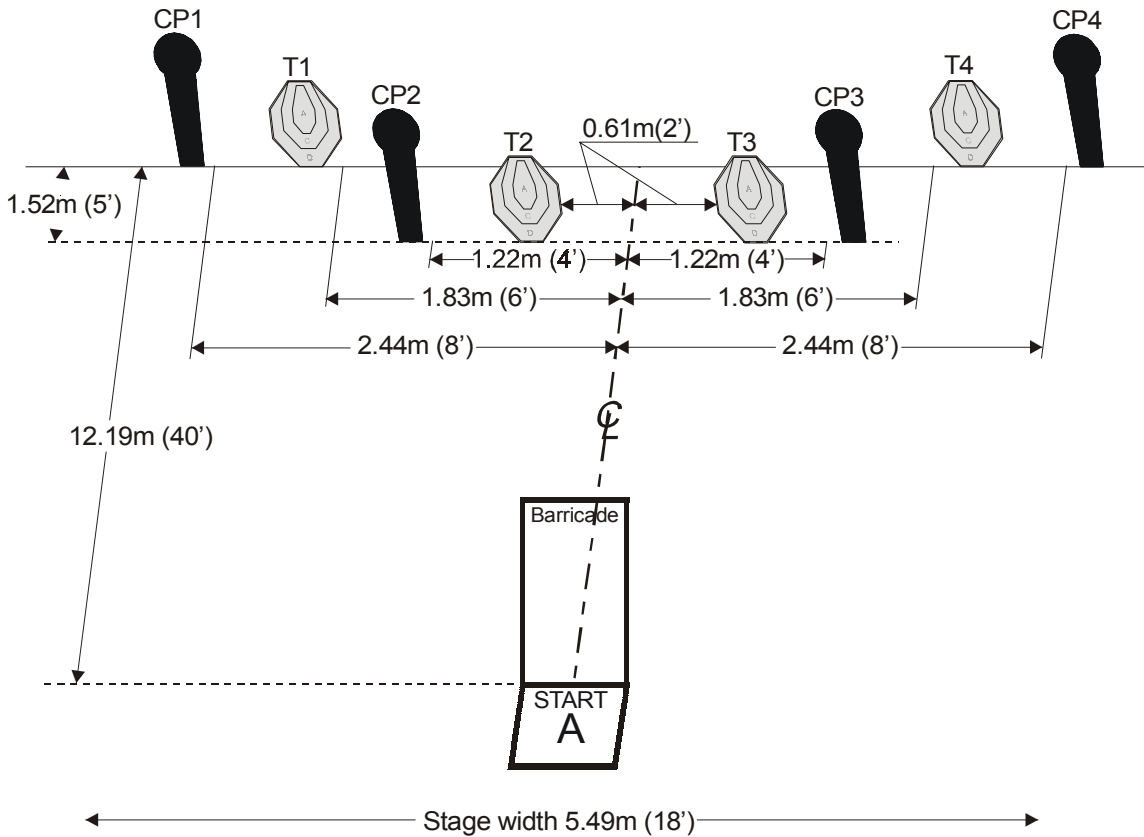
The International Practical Shooting Confederation - P.O. Box 972 Oakville, Ontario, Canada L6J 9Z9  
Tel: (905) 849-6960 - fax: (905) 842-4323

### Course of Fire Type: Medium Classifier Stage Stage Procedure:

On start signal from Area A, shoot **only** CP1, CP2, T1 and T2 from **left** side of barricade, make a mandatory reload and from Area A shoot CP3, CP4, T3, and T4 from the **right side** of the barricade. Targets may only be shot from the designated side of the barricade:

Competitors may begin on either side of the barricade. Only one reload required.

<b>Scoring:</b>	Comstock
<b>Targets:</b>	4 Classic, 4 Classic poppers
<b>Possible Points:</b>	60
<b>Minimum Rounds:</b>	12
<b>Start Position:</b>	Standing relaxed in center of Area A, facing center of barricade.
<b>Start:</b>	On audible signal
<b>Stop:</b>	Last shot
<b>Penalties:</b>	As per current edition IPSC rules



**SETUP NOTES:** Set paper targets at 1.52m (5 feet) to the top of targets. Areas A is 1.22m (4') wide by 0.92m (3') deep. Barricade is 8 feet high (2.44m) and 4 feet wide (1.22m).



# IPSC CLASSIFIER - STAGE: CLM-12

The International Practical Shooting Confederation - P.O. Box 972 Oakville, Ontario, Canada L6J 9Z9  
Tel: (905) 849-6960 - fax: (905) 842-4323

**Course of Fire Type:** Medium Classifier Stage

**Stage Procedure:**

On start signal from Area A, shoot only PP1, PP2, T1 and T2 from left side of barricade, make a mandatory reload and from Area A shoot PP3, PP4, T3, and T4 from the right side of the barricade. Targets may only be shot from the designated side of the barricade:

Competitors may begin on either side of the barricade. Only one reload required.

**Scoring:**

Comstock

**Targets:**

4 Metric, 4 Pepper poppers

**Possible Points:**

60

**Minimum Rounds:**

12

**Start Position:**

Standing relaxed in center of Area A, facing center of barricade.

**Start:**

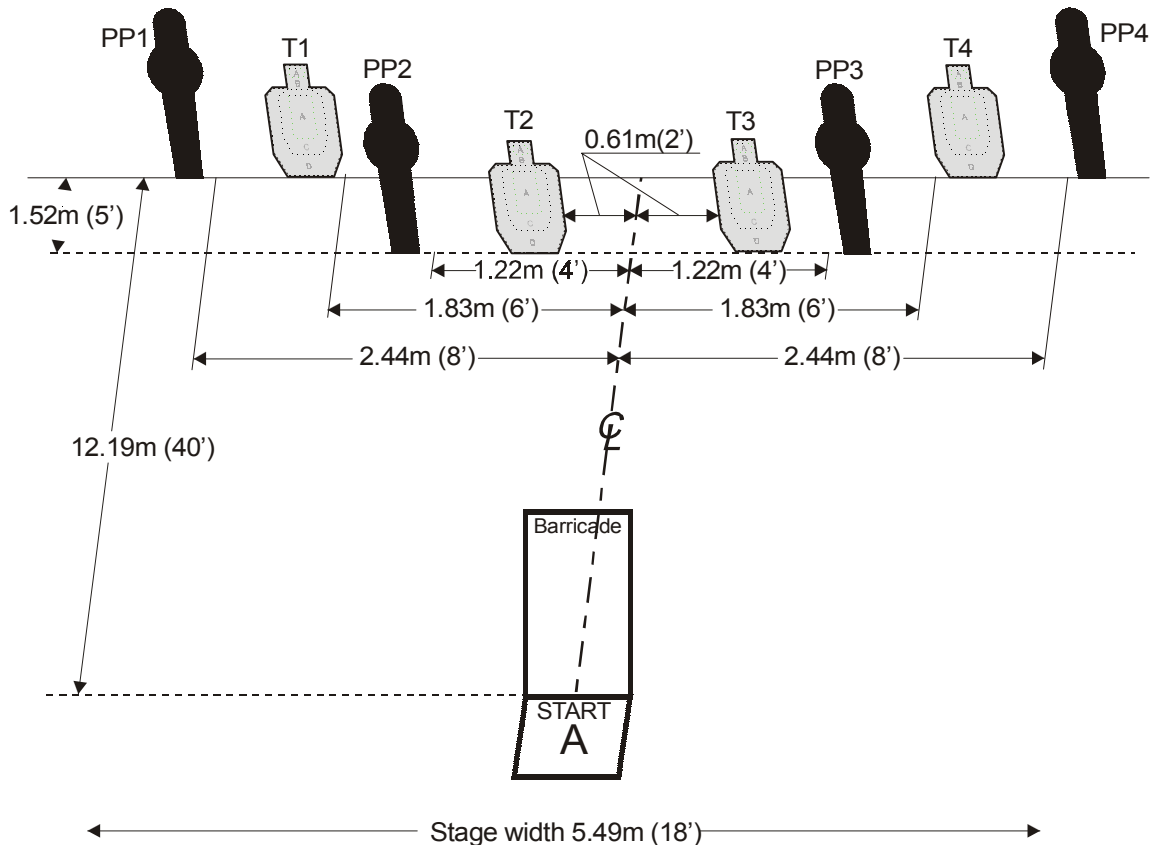
On audible signal

**Stop:**

Last shot

**Penalties:**

As per current edition IPSC rules



**SETUP NOTES:** Set paper targets at 1.52m (5 feet) to the top of targets. Areas A is 1.22m (4') wide by 0.92m (3') deep. Barricade is 8 feet high (2.44m) and 4 feet wide (1.22m).



# IPSC CLASSIFIER - STAGE: CLC-13

The International Practical Shooting Confederation - P.O. Box 972 Oakville, Ontario, Canada L6J 9Z9  
Tel: (905) 849-6960 - fax: (905) 842-4323

**Course of Fire Type:** Medium Classifier Stage

**Stage Procedure:**

On start signal, turn **then draw** and from Area A shoot T1-T3 with **only two rounds per target**, then perform a mandatory reload and from Area A again shoot T1-T3 with **only two rounds per target**.

Note: Instruct shooters to be very careful not to draw until they are facing down range.

**Scoring:**

Virginia Count

**Targets:**

3 Classic

**Possible Points:** 60

**Maximum Rounds:** 12

**Start Position:**

Standing relaxed in Area A, back to targets facing up range, toes of both feet against back line of Area A, both wrists above respective shoulders.

**Start:**

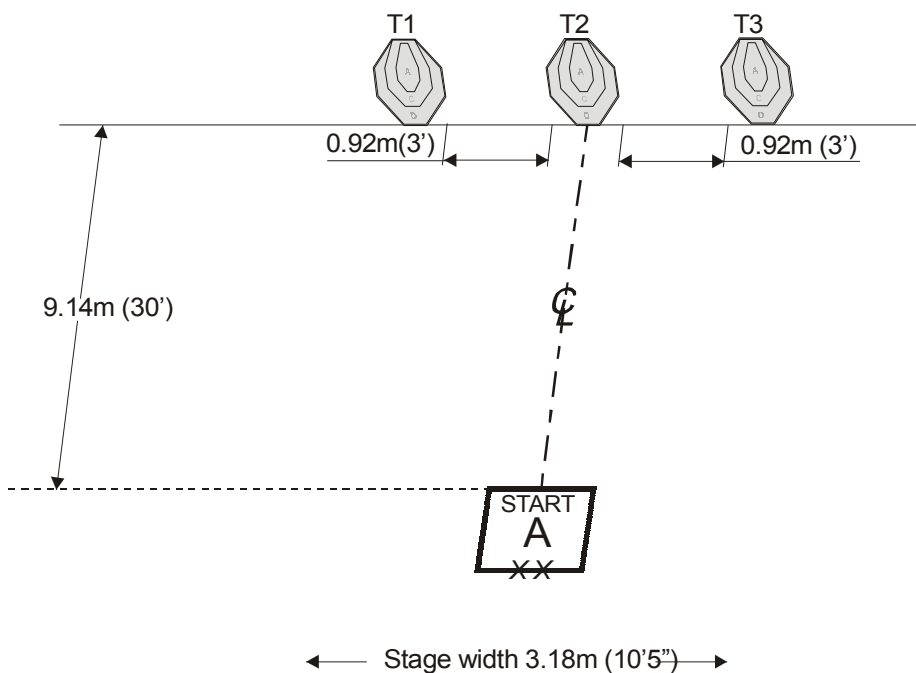
On audible signal

**Stop:**

Last shot

**Penalties:**

As per current edition IPSC rules



**SETUP NOTES:** Set paper targets to 1.52m (5 feet) to the top of the targets. Area A, is 1m (3'3") by 1m (3'3").



# IPSC CLASSIFIER - STAGE: CLM-14

The International Practical Shooting Confederation - P.O. Box 972 Oakville, Ontario, Canada L6J 9Z9  
Tel: (905) 849-6960 - fax: (905) 842-4323

**Course of Fire Type:** Medium Classifier Stage

**Stage Procedure:**

On start signal, turn **then draw** and from Area A shoot T1-T3 with **only** two rounds per target, then perform a mandatory reload and from Area A again shoot T1-T3 with **only** two rounds per target.

Note: Instruct shooters to be very careful not to draw until they are facing down range.

**Scoring:**

Virginia Count

**Targets:**

3 Metric

**Possible Points:** 60

**Maximum Rounds:** 12

**Start Position:**

Standing relaxed in Area A, back to targets facing up range, toes of both feet against back line of Area A, both wrists above respective shoulders.

**Start:**

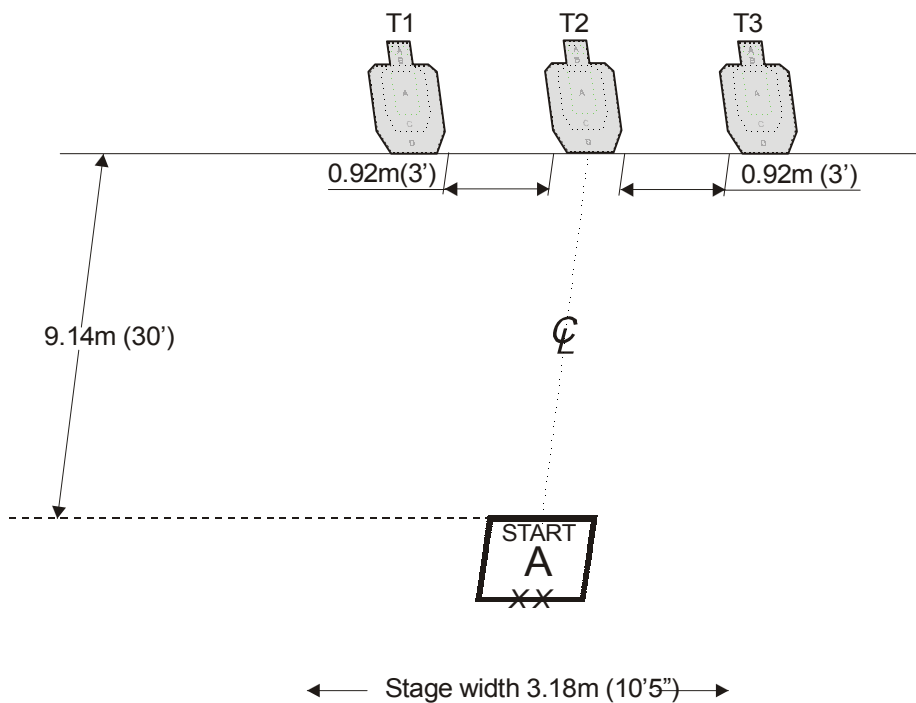
On audible signal

**Stop:**

Last shot

**Penalties:**

As per current edition IPSC rules



**SETUP NOTES:** Set paper targets to 1.52 (5 feet) to the top of the targets. Area A, is 1m (3'3") by 1m (3'3").



# IPSC CLASSIFIER - STAGE: CLC-15

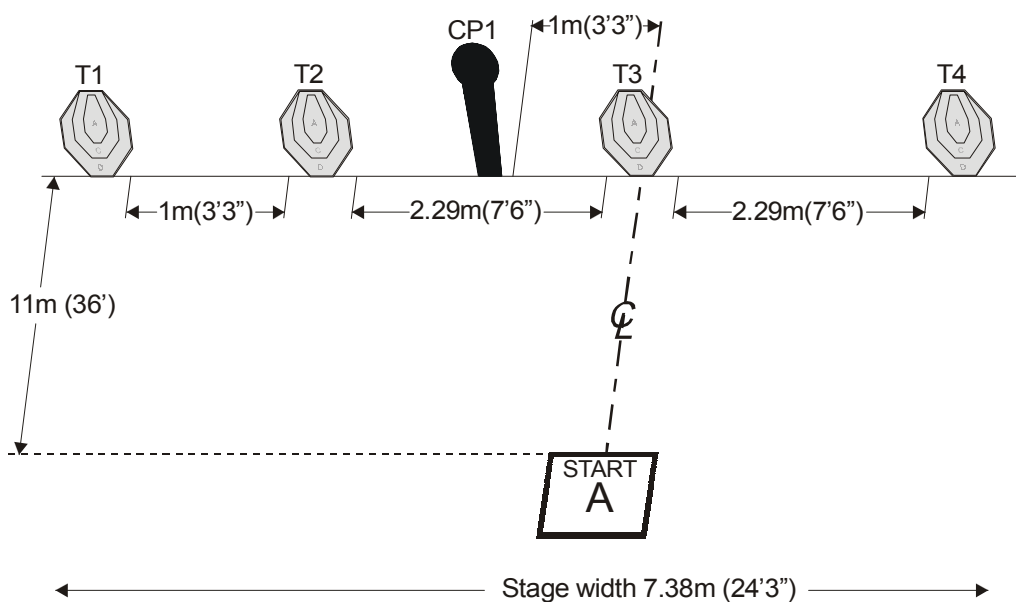
The International Practical Shooting Confederation - P.O. Box 972 Oakville, Ontario, Canada L6J 9Z9  
Tel: (905) 849-6960 - fax: (905) 842-4323

**Course of Fire Type:** Short Classifier Stage

**Stage Procedure:**

On start signal, from Area A shoot T1-T4 and CP1.

**Scoring:** Comstock  
**Targets:** 4 Classic, 1 Classic poppers  
**Possible Points:** 45  
**Minimum Rounds:** 9  
**Start Position:** Standing relaxed in Area A, with both wrists above respective shoulders.  
**Start:** On audible signal  
**Stop:** Last shot  
**Penalties:** As per current edition IPSC rules



**SETUP NOTES:** Set paper targets to 1.52m (5 feet) to top of targets. Area A is 0.92m(3') by 0.92m(3'). Angle T1, T2 and T4 to face shooting Area.



# IPSC CLASSIFIER - STAGE: CLM-16

The International Practical Shooting Confederation - P.O. Box 972 Oakville, Ontario, Canada L6J 9Z9  
Tel: (905) 849-6960 - fax: (905) 842-4323

**Course of Fire Type:** Short Classifier Stage

**Stage Procedure:**

On start signal, from Area A shoot T1-T4 and PP1.

**Scoring:**

Comstock

**Targets:**

4 Metric, 1 Pepper poppers

**Possible Points:**

45

**Minimum Rounds:**

9

**Start Position:**

Standing relaxed in Area A, with both wrists above respective shoulders.

**Start:**

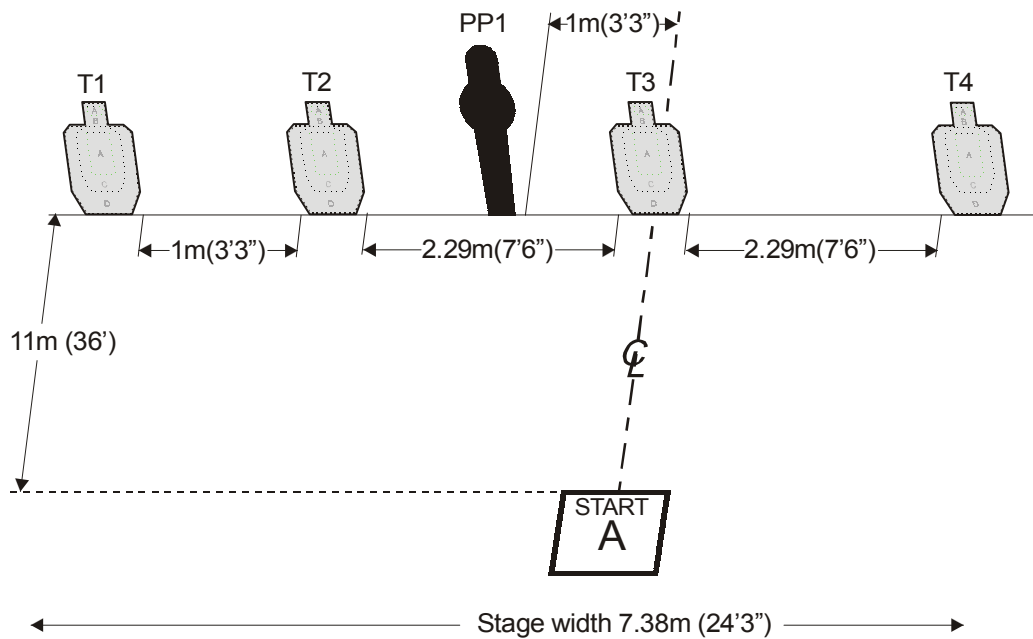
On audible signal

**Stop:**

Last shot

**Penalties:**

As per current edition IPSC rules



**SETUP NOTES:** Set paper targets to 1.52m (5 feet) to top of targets. Area A is 0.92m(3') by 0.92m(3'). Angle T1, T2 and T4 to face shooting Area.





# IPSC CLASSIFIER - STAGE: CLC-17

The International Practical Shooting Confederation - P.O. Box 972 Oakville, Ontario, Canada L6J 9Z9  
Tel: (905) 849-6960 - fax: (905) 842-4323

**Course of Fire Type:** Standard Exercise

**Stage Procedure:**

String 1: On the start signal from Area A, shoot T1-T3 with **only two rounds each** in any order, freestyle; then perform a reload and shoot T1-T3 with **only two rounds each** in any order freestyle.

String 2: On the signal from Area A, **using the strong hand only**, pick up the pistol and shoot T1-T3 with two rounds each in any order.

String 3: On the signal from Area A, **using the weak hand only**, pick up the pistol and shoot T1-T3 with two rounds each in any order.

**Scoring:**

Virginia Count

**Targets:**

3 Classic

**Possible Points:** 120

**Minimum Rounds:** 24

**Start Position:**

Standing in Area A for all strings, reaching overhead, arms fully extended over head, elbows locked. String 1: Gun loaded, in holster. String 2&3: Loaded pistol laying on the X pointing down range, not propped in any way.

**Start:**

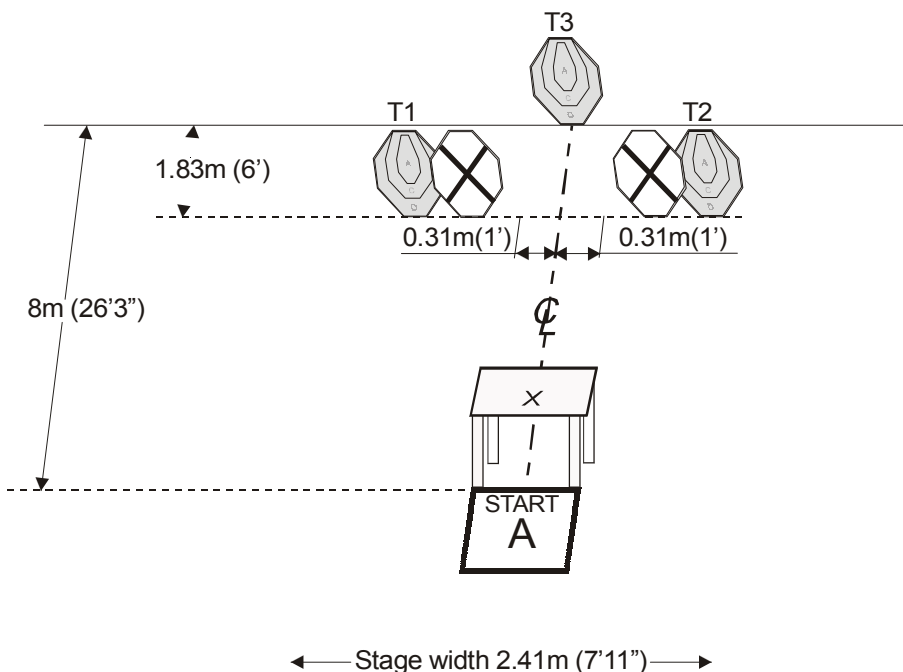
On audible signal

**Stop:**

Last shot

**Penalties:**

As per current edition IPSC rules



**SETUP NOTES:** Set paper targets to 1.52m (5 feet) to the top of targets. Penalty targets scoring line are set to overlay the scoring line of C zone as shown. Area A is 0.92m(3') by 0.92m(3'). Table at front line of Area A, as shown.



# IPSC CLASSIFIER - STAGE: CLM-18

The International Practical Shooting Confederation - P.O. Box 972 Oakville, Ontario, Canada L6J 9Z9  
Tel: (905) 849-6960 - fax: (905) 842-4323

**Course of Fire Type:** Standard Exercise

### Stage Procedure:

String 1: On the start signal from Area A, shoot T1-T3 with **only two rounds each** in any order, freestyle; then perform a reload and shoot T1-T3 with **only two rounds each** in any order freestyle.

String 2: On the signal from Area A, **using the strong hand only**, pick up the pistol and shoot T1-T3 with two rounds each in any order.

String 3: On the signal from Area A, **using the weak hand only**, pick up the pistol and shoot T1-T3 with two rounds each in any order.

**Scoring:**

Virginia Count

**Targets:**

3 Metric

**Possible Points:** 120

**Maximum Rounds:** 24

**Start Position:**

Standing in Area A for all strings, reaching overhead, arms fully extended over head, elbows locked. String 1: Gun loaded, in holster. String 2&3: Loaded pistol laying on the X pointing down range, not propped in any way.

**Start:**

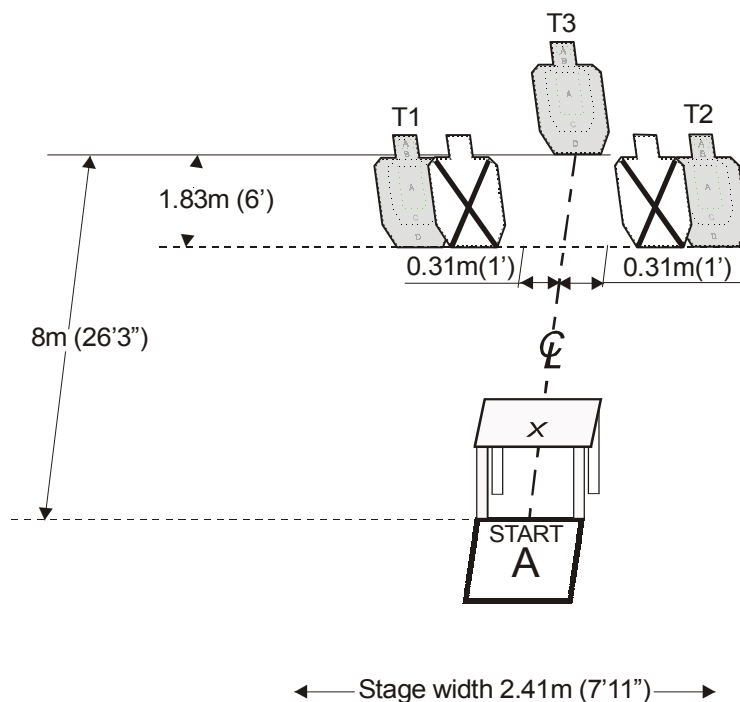
On audible signal

**Stop:**

Last shot

**Penalties:**

As per current edition IPSC rules



**SETUP NOTES:** Set paper targets to 1.52m (5 feet) to the top of targets. Penalty targets scoring line are set to overlay the scoring line of C zone as shown. Area A is 0.92m(3') by 0.92m(3'). Table at front line of Area A, as shown.



# IPSC CLASSIFIER - STAGE: CLC-19

The International Practical Shooting Confederation - P.O. Box 972 Oakville, Ontario, Canada L6J 9Z9  
Tel: (905) 849-6960 - fax: (905) 842-4323

**Course of Fire Type:** Long Classifier Stage

**Stage Procedure:**

On start signal, from Area A, shoot **only** T3 with six rounds, then perform a mandatory reload and from Area A shoot **only** T2 with six rounds, then perform a mandatory reload and shoot **only** T1 with six rounds, strong hand only.

Note: 6 rounds each is for classifier purpose **only**. This is not acceptable for normal course design.

**Scoring:**

Comstock

**Targets:**

3 Classic

**Possible Points:** 90

**Minimum Rounds:** 18

**Start Position:**

Standing relaxed in Box A facing targets with both wrists above respective shoulders.

**Start:**

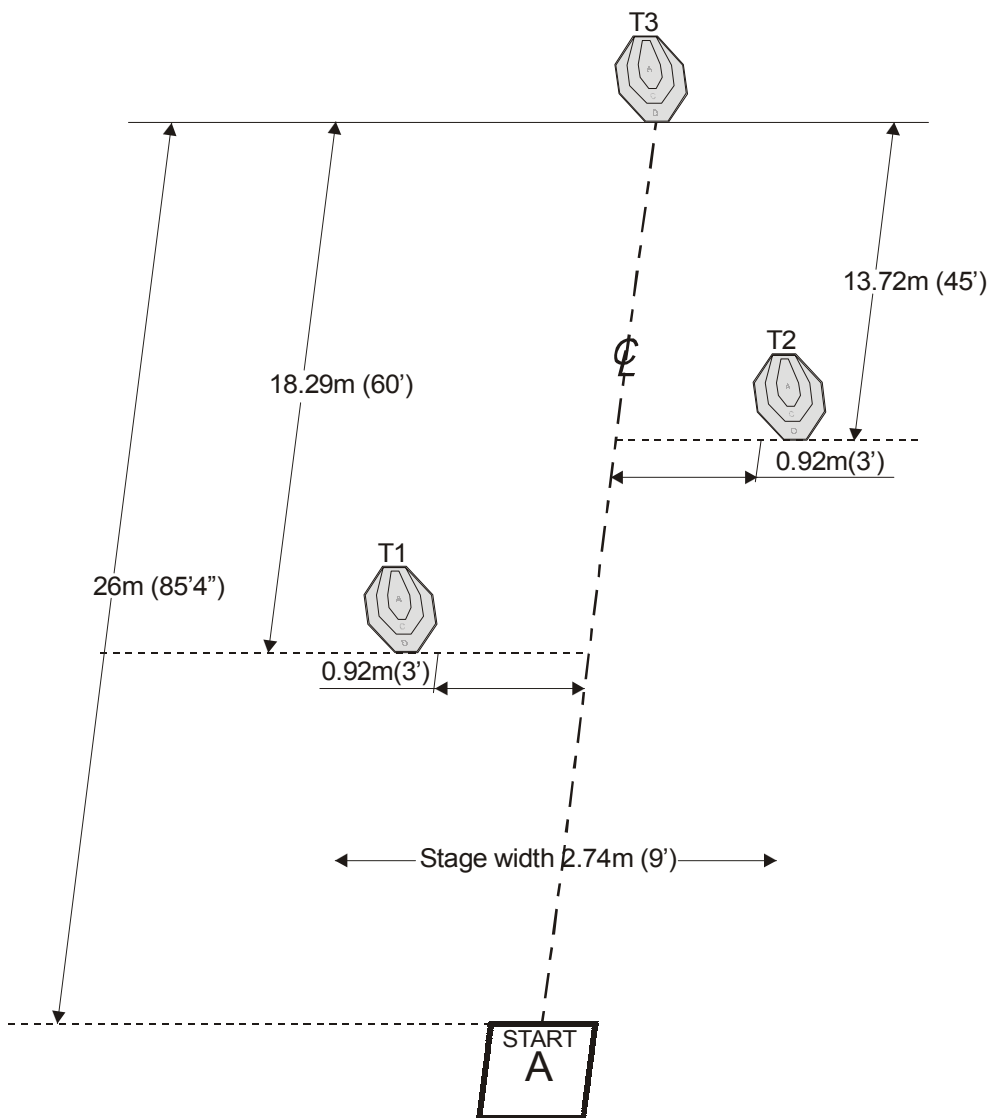
On audible signal

**Stop:**

Last shot

**Penalties:**

As per current edition IPSC rules



**SETUP NOTES:** Set paper targets to 1.52m (5 feet) to top of targets. Area A is 0.92m(3') by 0.92m(3').



# IPSC CLASSIFIER - STAGE: CLM-20

The International Practical Shooting Confederation - P.O. Box 972 Oakville, Ontario, Canada L6J 9Z9  
Tel: (905) 849-6960 - fax: (905) 842-4323

**Course of Fire Type:** Long Classifier Stage

**Stage Procedure:**

On start signal, from Area A, shoot **only** T3 with six rounds, then perform a mandatory reload and from Area A shoot **only** T2 with six rounds, then perform a mandatory reload and shoot **only** T1 with six rounds, strong hand only.

Note: 6 rounds each is for classifier purpose **only**. This is not acceptable for normal course design.

**Scoring:**

Comstock

**Targets:**

3 Metric

**Possible Points:** 90

**Minimum Rounds:** 18

**Start Position:**

Standing relaxed in Box A facing targets with both wrists above respective shoulders.

**Start:**

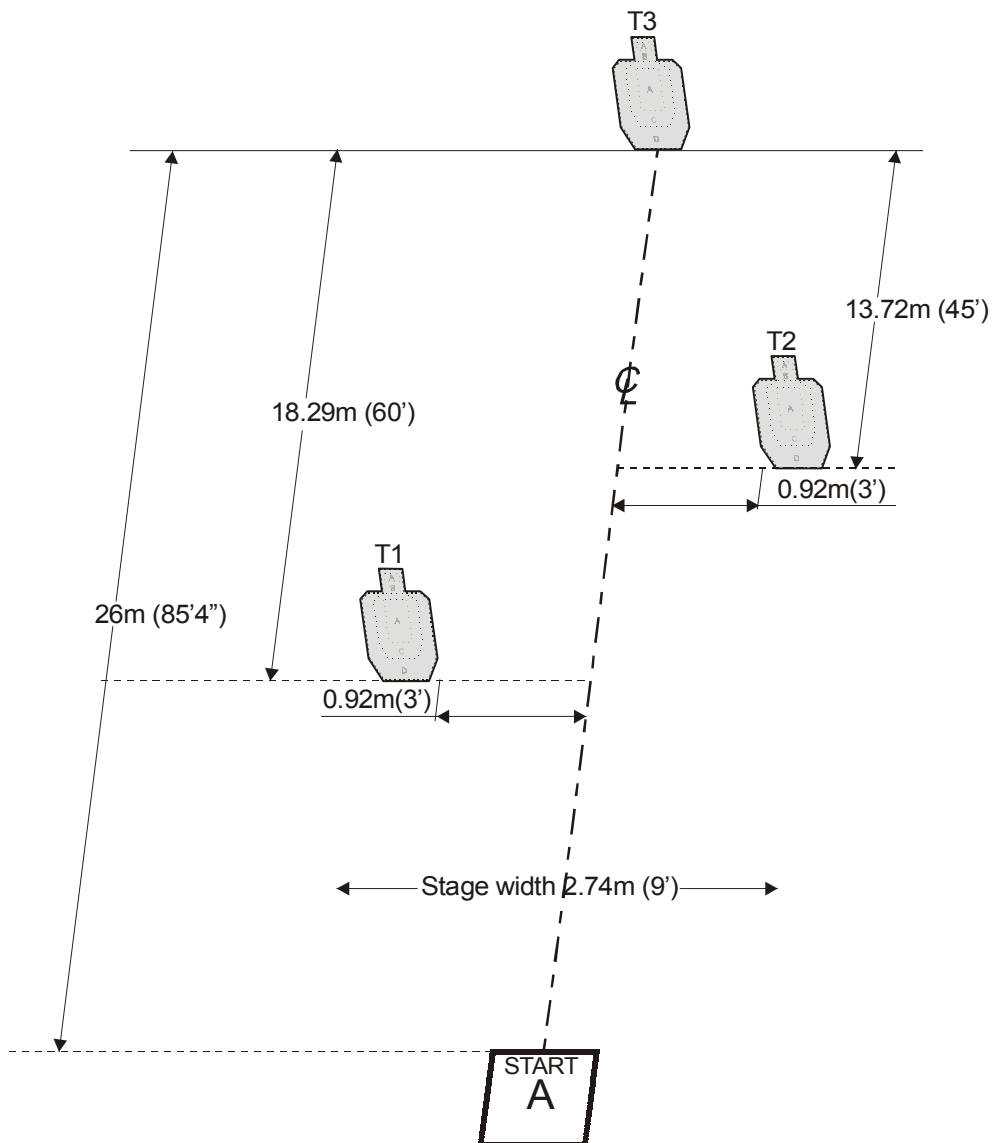
On audible signal

**Stop:**

Last shot

**Penalties:**

As per current edition IPSC rules



**SETUP NOTES:** Set paper targets to 1.52m (5 feet) to top of targets. Area A is 0.92m(3') by 0.92m(3').



# IPSC CLASSIFIER - STAGE: CLC-21

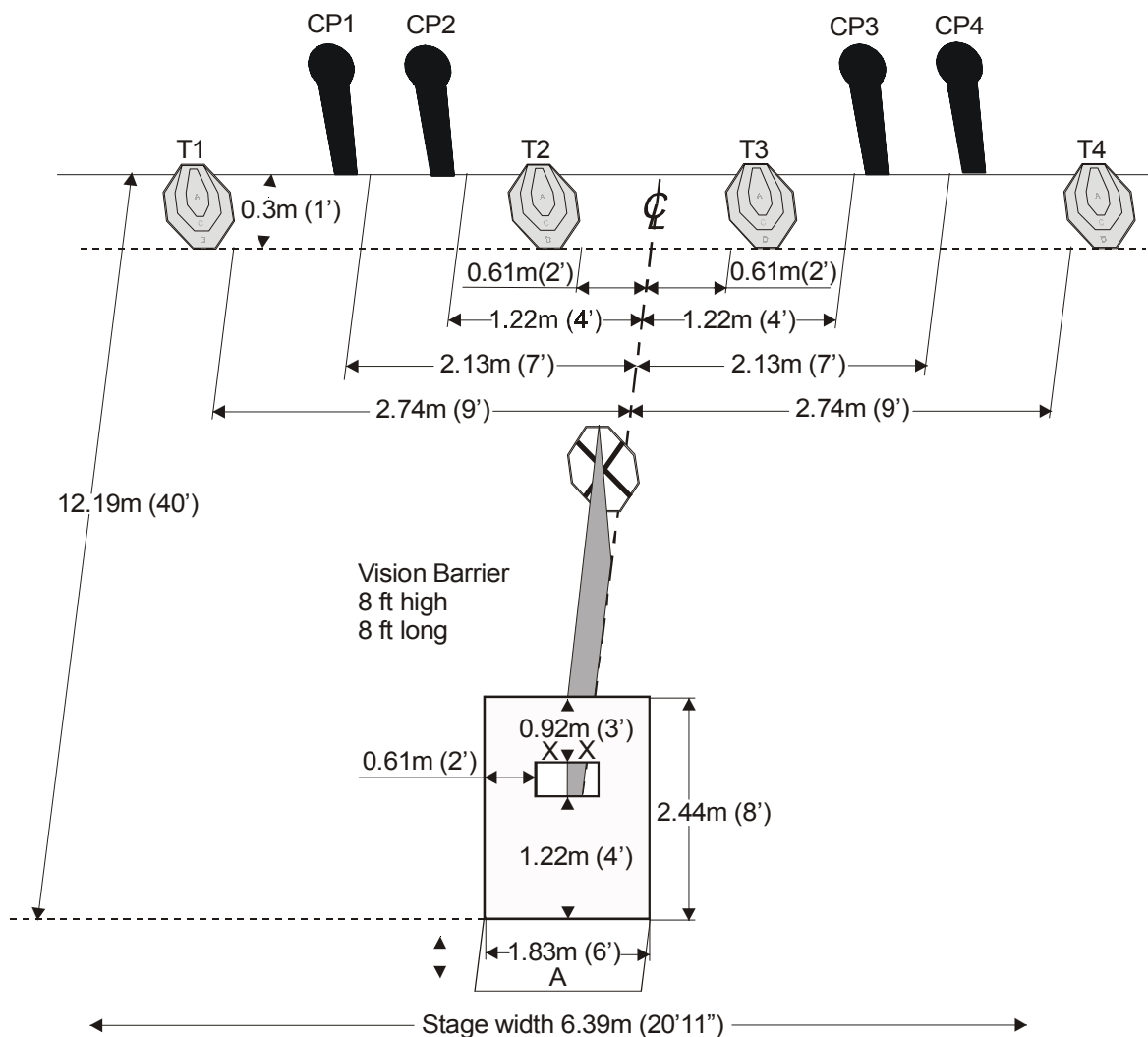
The International Practical Shooting Confederation - P.O. Box 972 Oakville, Ontario, Canada L6J 9Z9  
Tel: (905) 849-6960 - fax: (905) 842-4323

### Course of Fire Type: Medium Classifier Stage Stage Procedure:

On start signal from Area A, through the left port, shoot **only** CP1, CP2, T1 and T2. Then make a mandatory reload and through the right port, shoot **only** CP3, CP4, T3, and T4. All shots must pass through respective ports.

**Only one** mandatory reload is required

<b>Scoring:</b>	Comstock
<b>Targets:</b>	4 Classic, 4 Classic poppers
<b>Possible Points:</b>	60
<b>Minimum Rounds:</b>	12
<b>Start Position:</b>	Standing relaxed in Area A with palms of both hands flat on marks above windows.
<b>Start:</b>	On audible signal
<b>Stop:</b>	Last shot
<b>Penalties:</b>	As per current edition IPSC rules



**SETUP NOTES:** Set paper targets to 1.52m (5') at top of targets. Place a penalty target at the end of the barricade with the top of the penalty target even with the top of the barricade. X marks are 6 inches (0.15m) left and right of barricade centerline and touching top of window. Barricade is 6 feet wide (1.83m). Port is 2 feet (0.61m) wide by 1 foot high (0.305m). Vision barrier is center in port to create two 12 inch-square ports.



# IPSC CLASSIFIER - STAGE: CLM-22

The International Practical Shooting Confederation - P.O. Box 972 Oakville, Ontario, Canada L6J 9Z9  
Tel: (905) 849-6960 - fax: (905) 842-4323

**Course of Fire Type:** Medium Classifier Stage

**Stage Procedure:**

Upon start signal from Area A, through the left port, shoot **only** PP1, PP2, T1 and T2. Then make a mandatory reload and through the right port, shoot **only** PP3, PP4, T3, and T4. All shots must pass through respective ports.

**Only one** mandatory reload is required

**Scoring:**

Comstock

**Targets:**

4 Metric, 4 Pepper poppers

**Possible Points:**

60

**Minimum Rounds:**

12

**Start Position:**

Standing relaxed in Area A with palms of both hands flat on marks above windows.

**Start:**

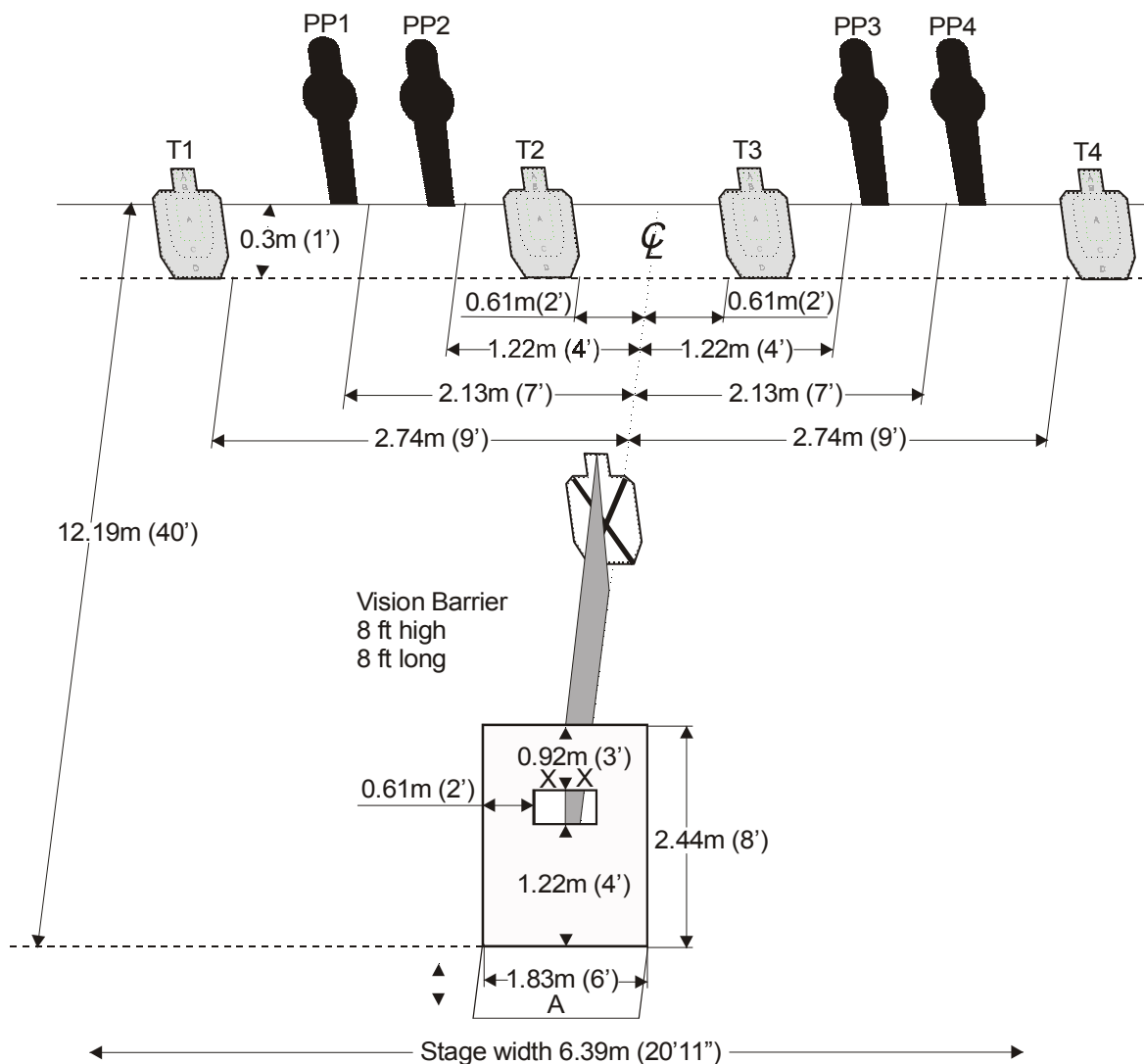
On audible signal

**Stop:**

Last shot

**Penalties:**

As per current edition IPSC rules



**SETUP NOTES:** Set paper targets to 1.52m (5') at top of targets. Place a penalty target at the end of the barricade with the top of the penalty target even with the top of the barricade. X marks are 6 inches (0.15m) left and right of barricade centerline and touching top of window. Barricade is 6 feet wide (1.83m). Port is 2 feet (0.61m) wide by 1 foot high (0.305m). Vision barrier is center in port to create two 12 inch-square ports.



# IPSC CLASSIFIER - STAGE: CLC-23

The International Practical Shooting Confederation - P.O. Box 972 Oakville, Ontario, Canada L6J 9Z9  
Tel: (905) 849-6960 - fax: (905) 842-4323

**Course of Fire Type:** Standard Exercise

**Stage Procedure:**

String 1: On start signal, from Area A shoot T1-T3 with only two rounds per target.

String 2: Upon start signal, from Area A, engage T1-T3 with **only** two rounds per target. **Strong hand only.**

**Scoring:**

Virginia Count

**Targets:**

3 Classic

**Possible Points:** 60

**Maximum Rounds:** 12

**Start Position:**

Standing in Area A,  
String 1: both arms hanging relaxed at sides.  
String 2: both wrists above respective shoulders.

**Start:**

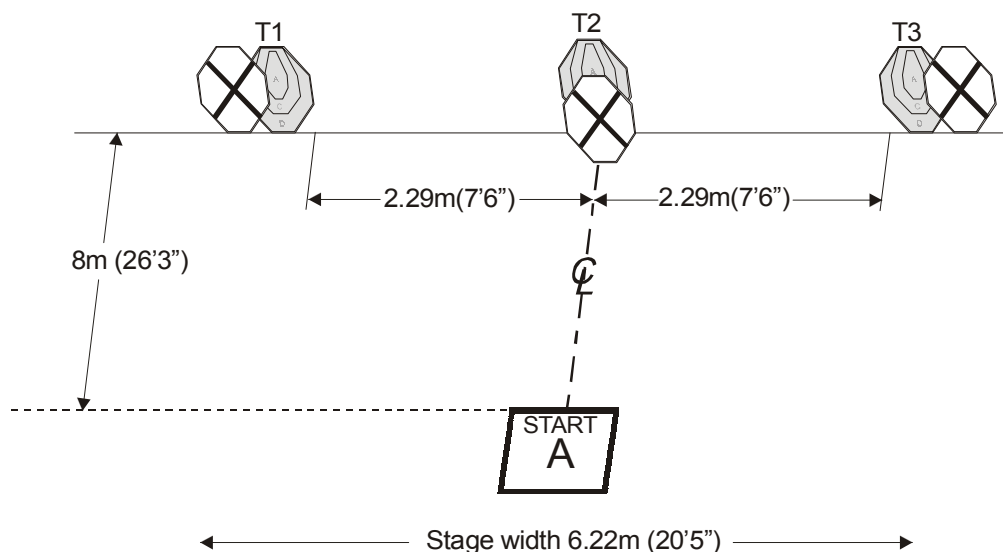
On audible signal

**Stop:**

Last shot

**Penalties:**

As per current edition IPSC rules



**SETUP NOTES:** Set paper targets to 1.52m (5 feet) to top of targets. Area A is 0.92m(3') by 0.92m(3'). Angle T1 and T3 to face shooting Area. Perforated scoring lines of penalty targets T1 and T3 overlay A-zone scoring line. The top of the penalty target at T2 is 8 inches (0.2m) below the top of the lower A zone.



# IPSC CLASSIFIER - STAGE: CLM-24

The International Practical Shooting Confederation - P.O. Box 972 Oakville, Ontario, Canada L6J 9Z9  
Tel: (905) 849-6960 - fax: (905) 842-4323

**Course of Fire Type:** Standard Exercise

**Stage Procedure:**

String 1: On start signal, from Area A shoot T1-T3 with only two rounds per target.

String 2: Upon start signal, from Area A, engage T1-T3 with **only** two rounds per target. **Strong hand only.**

**Scoring:**

Virginia Count

**Targets:**

3 Metric

**Possible Points:** 60

**Maximum Rounds:** 12

**Start Position:**

Standing in Area A.  
String 1: both arms hanging relaxed at sides.  
String 2: both wrists above respective shoulders.

**Start:**

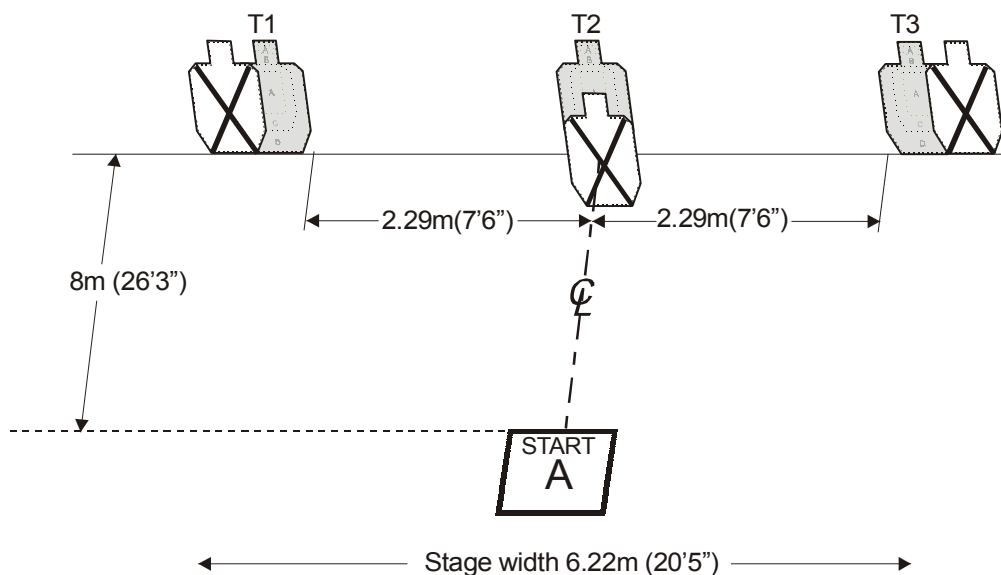
On audible signal

**Stop:**

Last shot

**Penalties:**

As per current edition IPSC rules



**SETUP NOTES:** Set paper targets to 1.52m (5 feet) to top of targets. Area A is 0.92m(3') by 0.92m(3'). Angle T1 and T3 to face shooting Area. Perforated scoring lines of penalty targets T1 and T3 overlay A-zone scoring line. The top of the penalty target at T2 is 8 inches (0.2m) below the top of the lower A zone.





# IPSC CLASSIFIER - STAGE: CLC-25

The International Practical Shooting Confederation - P.O. Box 972 Oakville, Ontario, Canada L6J 9Z9  
Tel: (905) 849-6960 - fax: (905) 842-4323

### Course of Fire Type: Long Classifier Stage

#### Stage Procedure:

On start signal, from Area A, shoot T1-T3 with minimum 2 rounds each, perform a mandatory reload then again shoot T1-T3 with minimum 2 rounds each, perform another mandatory reload and again shoot T1-T3 with minimum 2 rounds each, perform another mandatory reload and shoot CP1-CP3 strong hand only.

#### Scoring:

Comstock

#### Targets:

3 Classic, 3 Classic poppers

#### Possible Points:

105

#### Minimum Rounds:

21

#### Start Position:

Standing crouched in Area A with toes of both feet against front line of Area A, hands on knees.

#### Start:

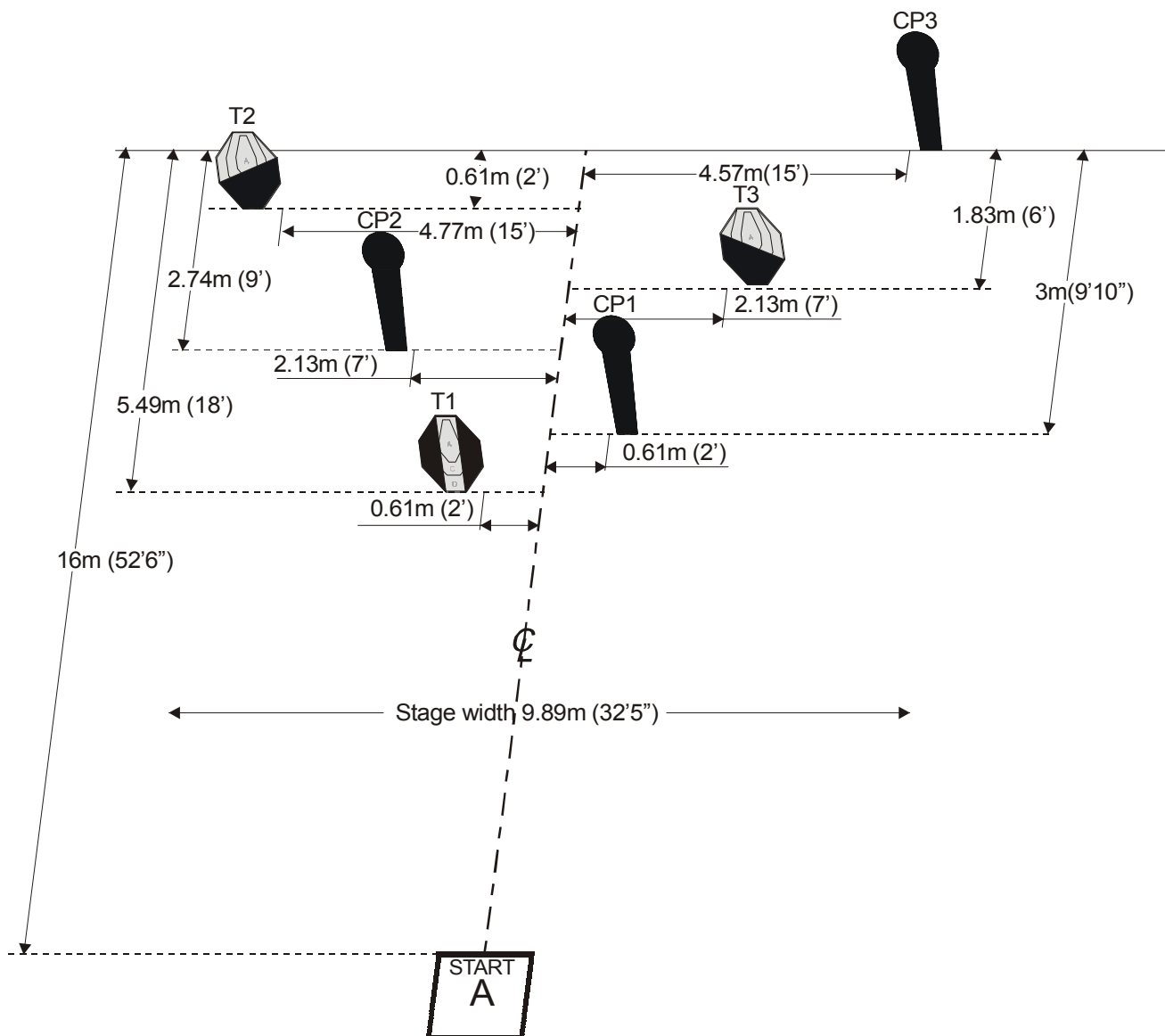
On audible signal

#### Stop:

Last shot

#### Penalties:

As per current edition IPSC rules



**SETUP NOTES:** Set paper targets to 1.52m (5 feet) to top of targets. Area A is 0.92m(3') by 0.92m(3'). Hard cover on T2 & T3, as shown, diagonal from lower notch across center of A zone to upper point of angle cut. Hard cover on T1 is even with edges of A zone.



# IPSC CLASSIFIER - STAGE: CLM-26

The International Practical Shooting Confederation - P.O. Box 972 Oakville, Ontario, Canada L6J 9Z9  
Tel: (905) 849-6960 - fax: (905) 842-4323

### Course of Fire Type: Long Classifier Stage

#### Stage Procedure:

On start signal, from Area A, shoot T1-T3 with minimum 2 rounds each, perform a mandatory reload then again shoot T1-T3 with minimum 2 rounds each, perform another mandatory reload and again shoot T1-T3 with minimum 2 rounds each, perform another mandatory reload and shoot CP1-CP3 strong hand only.

#### Scoring:

Comstock

#### Targets:

3 Metric, 3 Pepper poppers

#### Possible Points:

105

#### Minimum Rounds:

21

#### Start Position:

Standing crouched in Area A with toes of both feet against front line of Area A, hands on knees.

#### Start:

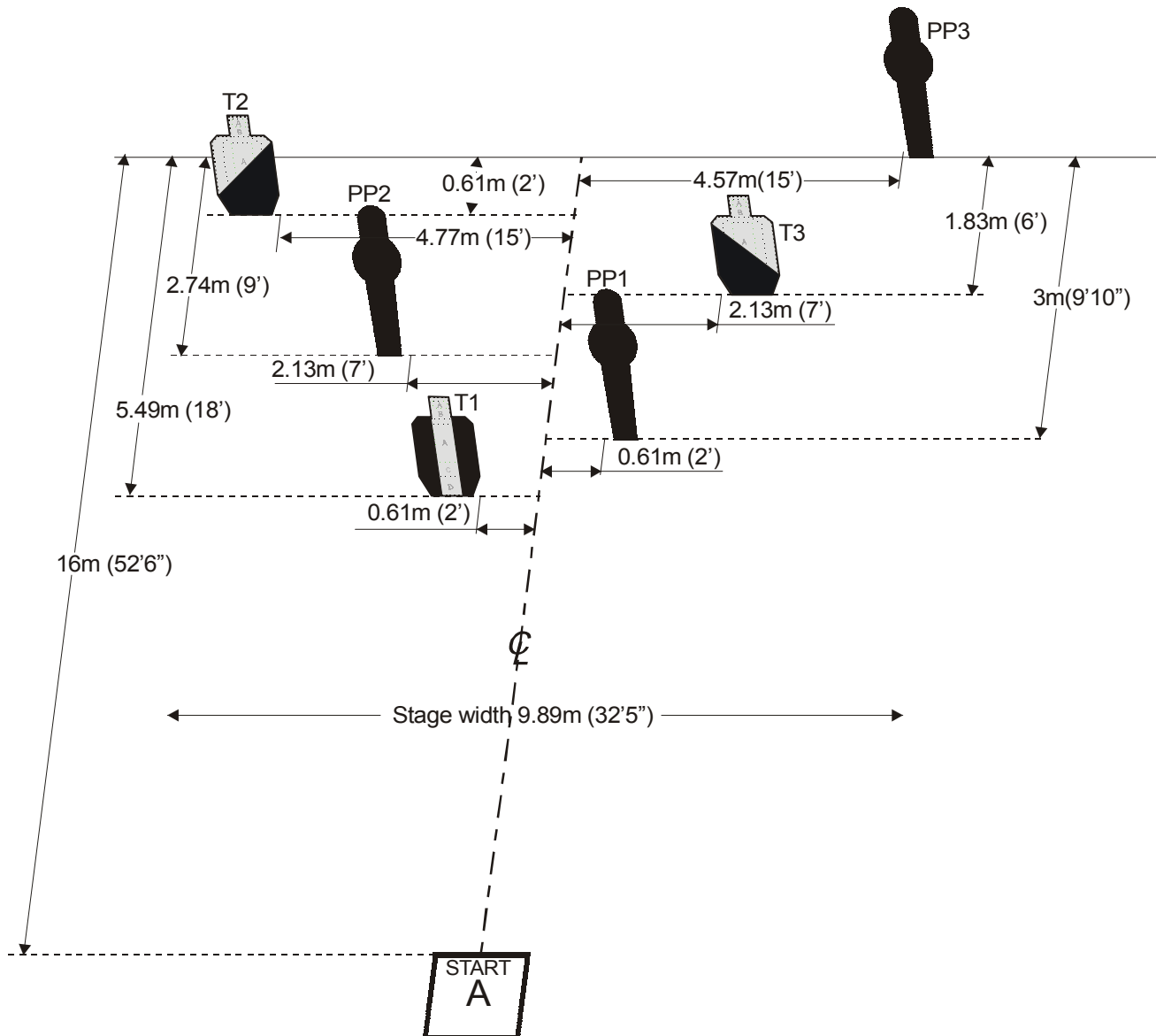
On audible signal

#### Stop:

Last shot

#### Penalties:

As per current edition IPSC rules



**SETUP NOTES:** Set paper targets to 1.52m (5 feet) to the top of targets. Area A is 0.92m(3') by 0.92m(3'). Hard cover on T2 & T3, as shown, diagonal from lower notch across center of A zone to upper point of angle cut. Hard cover on T1 is even with edges of A zone.



# IPSC CLASSIFIER - STAGE: CLC-27

The International Practical Shooting Confederation - P.O. Box 972 Oakville, Ontario, Canada L6J 9Z9  
Tel: (905) 849-6960 - fax: (905) 842-4323

**Course of Fire Type:** Standard Exercise

**Stage Procedure:**

String 1: On start signal, from Area A, shoot T1-T3 from position 1 with **only one round** per target. Then, from Area A, again shoot T1-T3 from position 4 with **only one round** per target.

String 2: On start signal, from Area A, shoot T1-T3 from position 2 with **only one round** per target. Then, from Area A, again shoot T1-T3 from position 3 with **only one round** per target.

String 3: On start signal, from Area A, shoot T1-T3 from any position with **only two rounds** per target. Then make a mandatory reload and, from Area A, again shoot T1-T3 from a different position with **only two rounds** per target.

**Scoring:**

Virginia Count

**Targets:**

3 Classic

**Possible Points:**

120

**Maximum Rounds:**

24

**Start Position:**

Standing relaxed in Area A facing barricade.

**Start:**

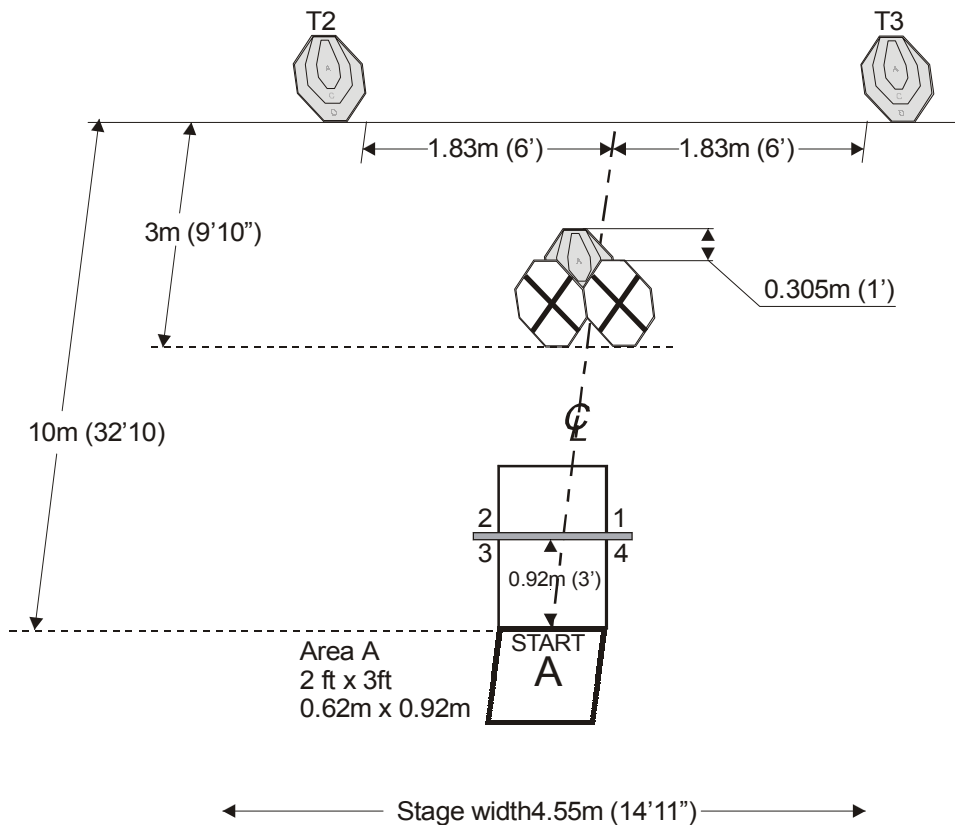
On audible signal

**Stop:**

Last shot

**Penalties:**

As per current edition IPSC rules



**SETUP NOTES:** Set paper targets to 1.52m (5 feet) to top of targets. Barricade is 2 feet wide (0.61m) and 6 feet high (1.83m) with a four-foot-long 2x4 (5cmX10cm) cross bar set 3 feet (0.92m) above ground. Ends of crossbar extend 1 foot (0.3m) to each side of barricade. Target T1 is centered on barricade. The one foot distance from the top of T1 to the top of the penalty targets is measured from the top of non-scoring border.



# IPSC CLASSIFIER - STAGE: CLM-28

The International Practical Shooting Confederation - P.O. Box 972 Oakville, Ontario, Canada L6J 9Z9  
Tel: (905) 849-6960 - fax: (905) 842-4323

**Course of Fire Type:** Standard Exercise

**Stage Procedure:**

String 1: On start signal, from Area A, shoot T1-T3 from position 1 with **only one round** per target. Then, from Area A, again shoot T1-T3 from position 4 with **only one round** per target.

String 2: On start signal, from Area A, shoot T1-T3 from position 2 with **only one round** per target. Then, from Area A, again shoot T1-T3 from position 3 with **only one round** per target.

String 3: On start signal, from Area A, shoot T1-T3 from any position with **only two rounds** per target. Then make a mandatory reload and, from Area A, again shoot T1-T3 from a different position with **only two rounds** per target.

**Scoring:**

Virginia Count

**Targets:**

3 Metric

**Possible Points:** 120

**Maximum Rounds:** 24

**Start Position:**

Standing relaxed in Box A facing barricade with both arms hanging relaxed at sides.

**Start:**

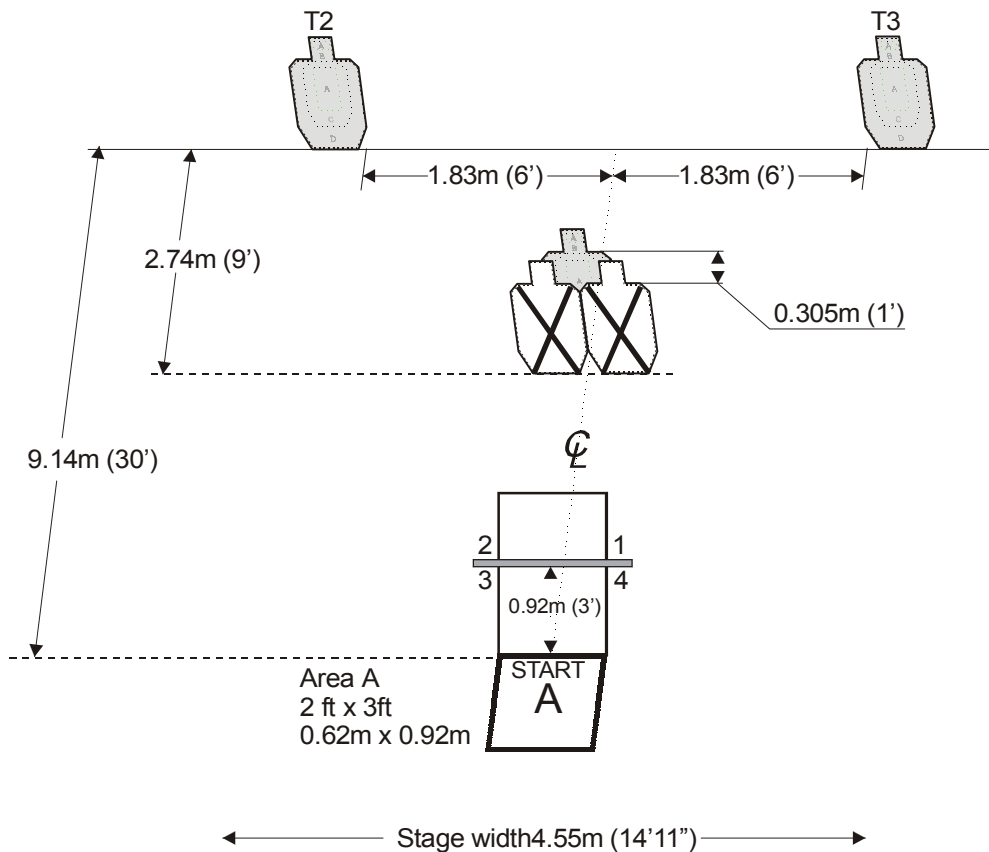
On audible signal

**Stop:**

Last shot

**Penalties:**

As per current edition IPSC rules



**SETUP NOTES:** Set paper targets to 1.52m (5 feet) to top of targets. Barricade is 2 feet wide (0.61m) and 6 feet high (1.83m) with a four-foot-long 2x4 (5cmX10cm) cross bar set 3 feet (0.92m) above ground. Ends of crossbar extend 1 foot (0.3m) to each side of barricade. Target T1 is centered on barricade. The one foot distance from the top of T1 to the top of the penalty targets is measured from the top of non-scoring border.



# IPSC CLASSIFIER - STAGE: CLC-29

The International Practical Shooting Confederation - P.O. Box 972 Oakville, Ontario, Canada L6J 9Z9  
Tel: (905) 849-6960 - fax: (905) 842-4323

**Course of Fire Type:** Standard Exercise

**Stage Procedure:**

String 1: On start signal, from Area A, shoot T1-T3 with **only** two rounds per target, then make a mandatory reload and from Area A again shoot T1-T3 with **only** two rounds per target.

String 2: On start signal, from Area B, shoot T1-T3 with **only** two rounds per target using **strong hand only**.

String 3: On start signal, pick up gun **with weak hand** and from Area C shoot T1-T3 with **only two rounds** per target using **weak hand only**. Note: The Pistol must lie flat on one side and may not be propped up in any artificial manner.

**Scoring:**

Virginia Count

**Targets:**

3 Classic

**Possible Points:** 120

**Maximum Rounds:** 24

**Start Position:**

Standing relaxed in Area A(string 1) and B(string 2) respectively, facing down range with both arms hanging relaxed at sides.  
String 3: Standing in Area C, gun is loaded and placed laying down on the X on table, muzzle pointing down range, hands relaxed at sides.

**Start:**

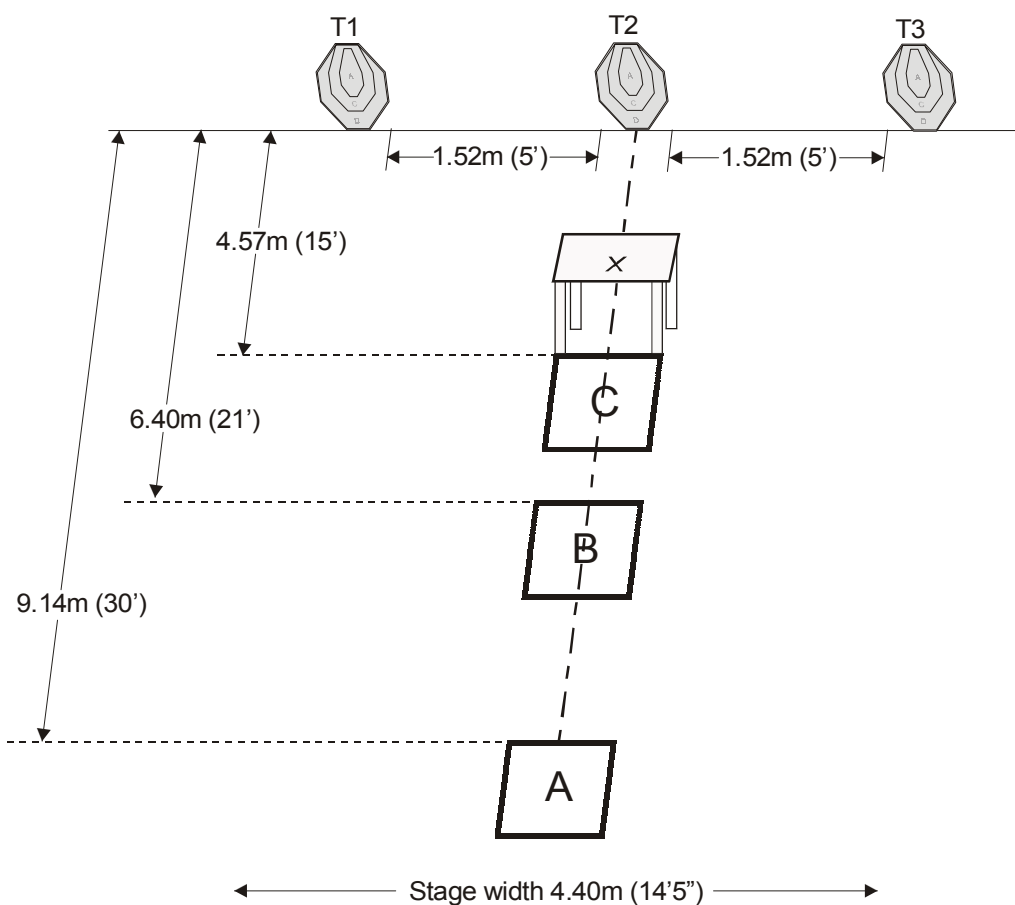
On audible signal

**Stop:**

Last shot

**Penalties:**

As per current edition IPSC rules



**SETUP NOTES:** Set paper targets to 1.83m (6 feet) to top of targets. All Area's are 0.92m (3') by 0.92m (3'). Center of the X on the table should be 10 inches (0.25m) from the edge facing Area C.



# IPSC CLASSIFIER - STAGE: CLM-30

The International Practical Shooting Confederation - P.O. Box 972 Oakville, Ontario, Canada L6J 9Z9  
Tel: (905) 849-6960 - fax: (905) 842-4323

**Course of Fire Type:** Standard Exercise

**Stage Procedure:**

String 1: On start signal, from Area A, shoot T1-T3 with **only** two rounds per target, then make a mandatory reload and from Area A again shoot T1-T3 with **only** two rounds per target.

String 2: On start signal, from Area B, shoot T1-T3 with **only** two rounds per target using **strong hand only**.

String 3: On start signal, pick up gun with **weak hand** and from Area C shoot T1-T3 with **only two rounds** per target using **weak hand only**. Note: The Pistol must lie flat on one side and may not be propped up in any artificial manner.

**Scoring:**

Virginia Count

**Targets:**

3 Metric

**Possible Points:** 120

**Maximum Rounds:** 24

**Start Position:**

Standing relaxed in Area A(string 1) and B(string 2) respectively, facing down range with both arms hanging relaxed at sides.  
String 3: Standing in Area C, gun is loaded and placed laying down on the X on table, muzzle pointing down range, hands relaxed at sides.

**Start:**

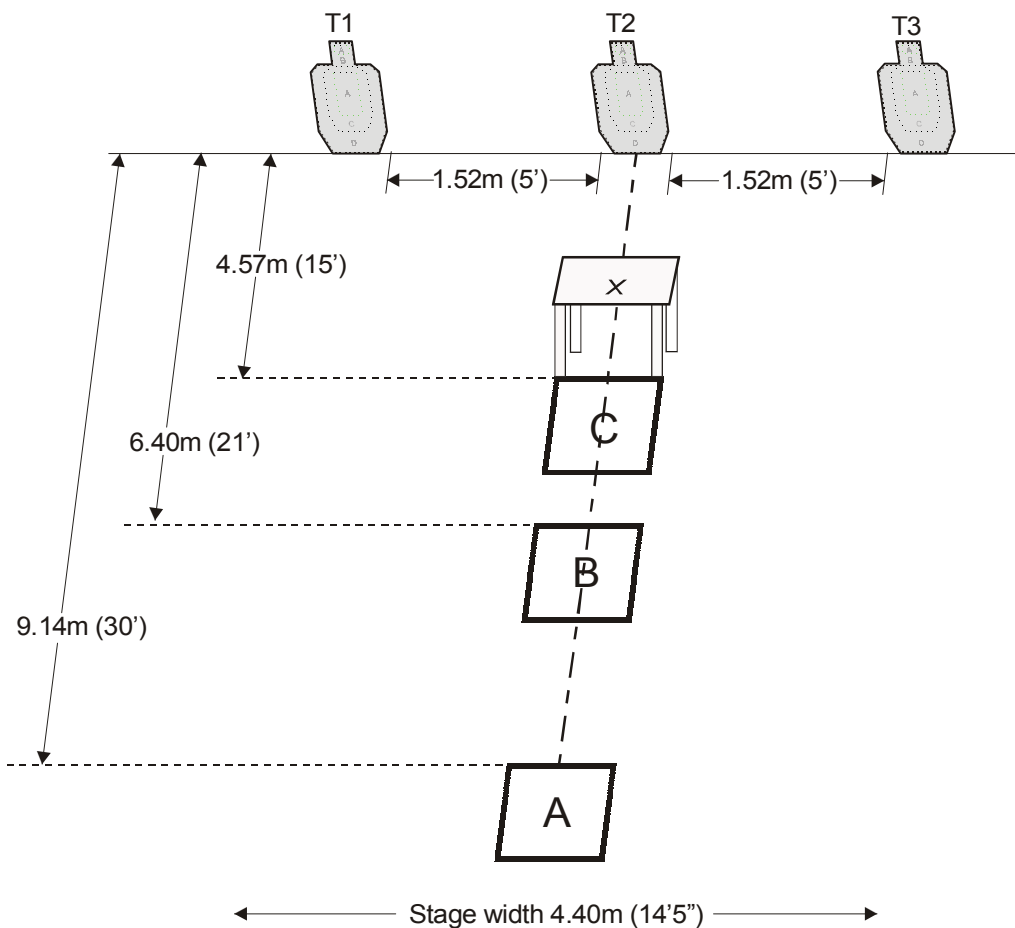
On audible signal

**Stop:**

Last shot

**Penalties:**

As per current edition IPSC rules



**SETUP NOTES:** Set paper targets to 1.83m (6 feet) to top of targets. All Area's are 0.92m (3') by 0.92m (3'). Center of the X on the table should be 10 inches (0.25m) from the edge facing Area C.



# IPSC CLASSIFIER - STAGE: CLC-31

The International Practical Shooting Confederation - P.O. Box 972 Oakville, Ontario, Canada L6J 9Z9  
Tel: (905) 849-6960 - fax: (905) 842-4323

**Course of Fire Type:** Short Classifier Stage

**Stage Procedure:**

On the signal, using your **weak hand only** pick up the pistol and engage the targets with two rounds each in any order **weak hand only**.

**Scoring:**

Comstock

**Targets:**

2 Classic, 2 Classic poppers

**Possible Points:** 30

**Minimum Rounds:** 6

**Start Position:**

Kneeling with at least one knee touching the ground in Area A. Facing down range with both hands on top of a car tire which is standing upright. Loaded pistol pointing downrange will be placed on a pad on the ground on either side of the tire.

**Start:**

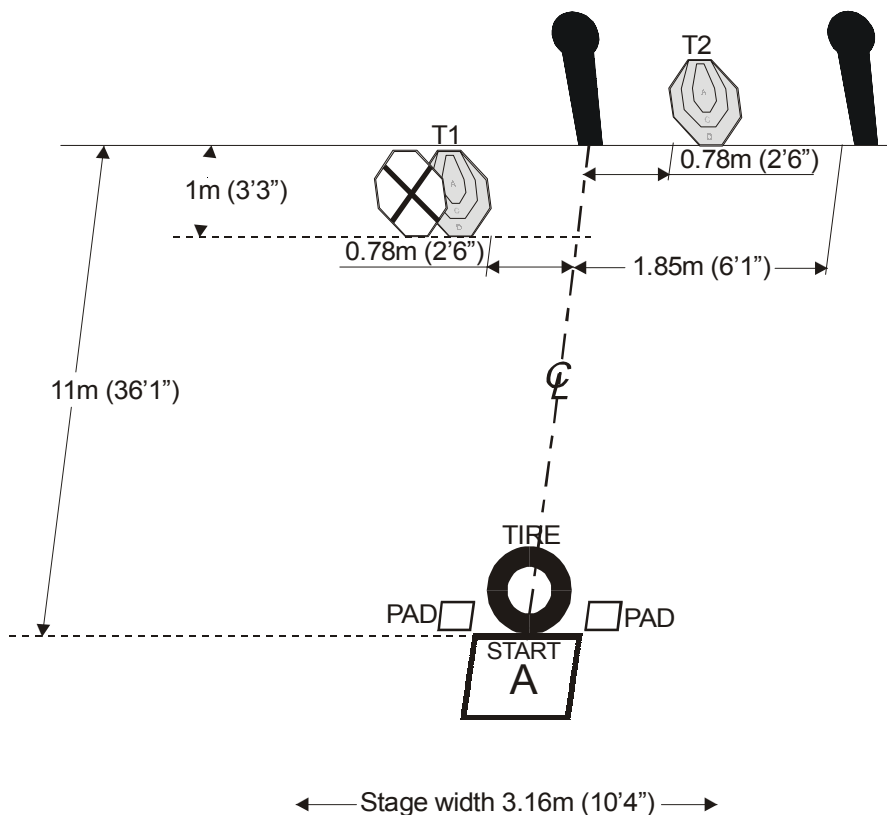
On audible signal

**Stop:**

Last shot

**Penalties:**

As per current edition IPSC rules



**SETUP NOTES:** Set paper targets to 1.52m (5 feet) to top of targets. Area A is 0.92m(3') by 0.92m(3'). The car tire is **not** rimmed and is from a minimum 14 inch rim.



# IPSC CLASSIFIER - STAGE: CLM-32

The International Practical Shooting Confederation - P.O. Box 972 Oakville, Ontario, Canada L6J 9Z9  
Tel: (905) 849-6960 - fax: (905) 842-4323

**Course of Fire Type:** Short Classifier Stage

**Stage Procedure:**

On the signal, using your **weak hand only** pick up the pistol and engage the targets in any order **weak hand only**.

**Scoring:**

Comstock

**Targets:**

2 Metric, 2 Pepper poppers

**Possible Points:**

30

**Minimum Rounds:**

6

**Start Position:**

Kneeling with at least one knee touching the ground in Area A. Facing down range with both hands on top of a car tire which is standing upright. Loaded pistol pointing downrange will be placed on a pad on the ground on either side of the tire.

**Start:**

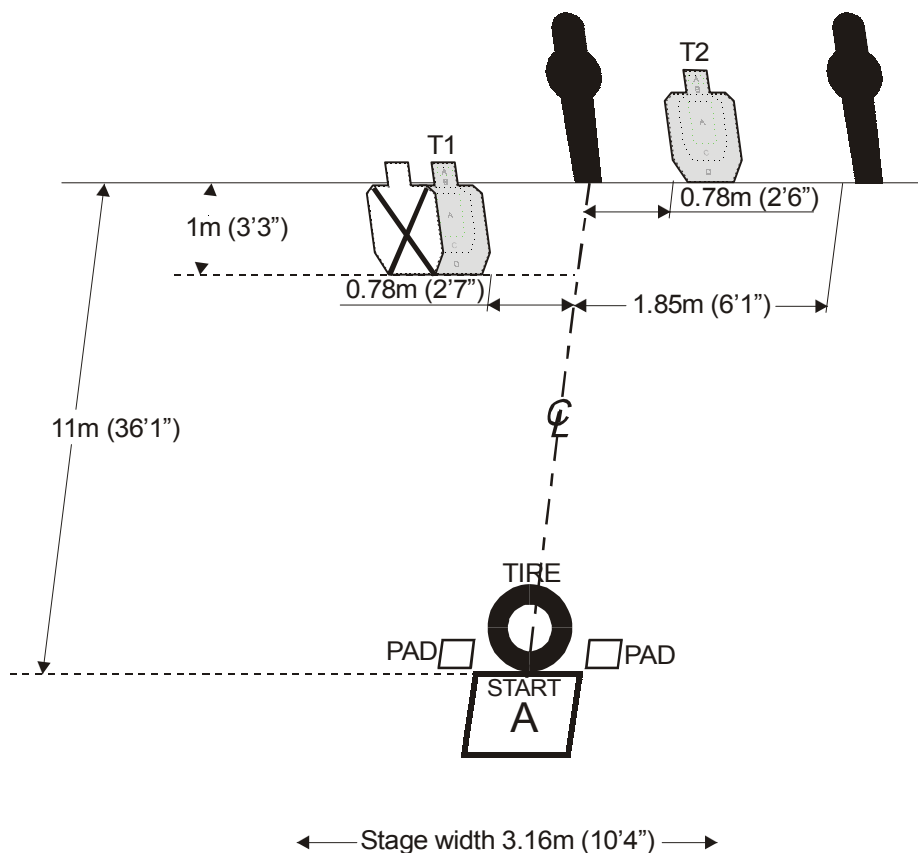
On audible signal

**Stop:**

Last shot

**Penalties:**

As per current edition IPSC rules



**SETUP NOTES:** Set paper targets to 1.52m (5 feet) to top of targets. Area A is 0.92m(3') by 0.92m(3'). The car tire is **not** rimmed and is from a minimum 14 inch rim.





# IPSC CLASSIFIER - STAGE: CLC-33

The International Practical Shooting Confederation - P.O. Box 972 Oakville, Ontario, Canada L6J 9Z9  
Tel: (905) 849-6960 - fax: (905) 842-4323

**Course of Fire Type:** Short Classifier Stage

**Stage Procedure:**

On the signal, from Area A, draw and shoot the targets any order, **strong hand only**.

**Scoring:**

Comstock

**Targets:**

3 Classic

**Possible Points:**

30

**Minimum Rounds:**

6

**Start Position:**

Standing relaxed in Area A, facing downrange with both hand relaxed by sides.

**Start:**

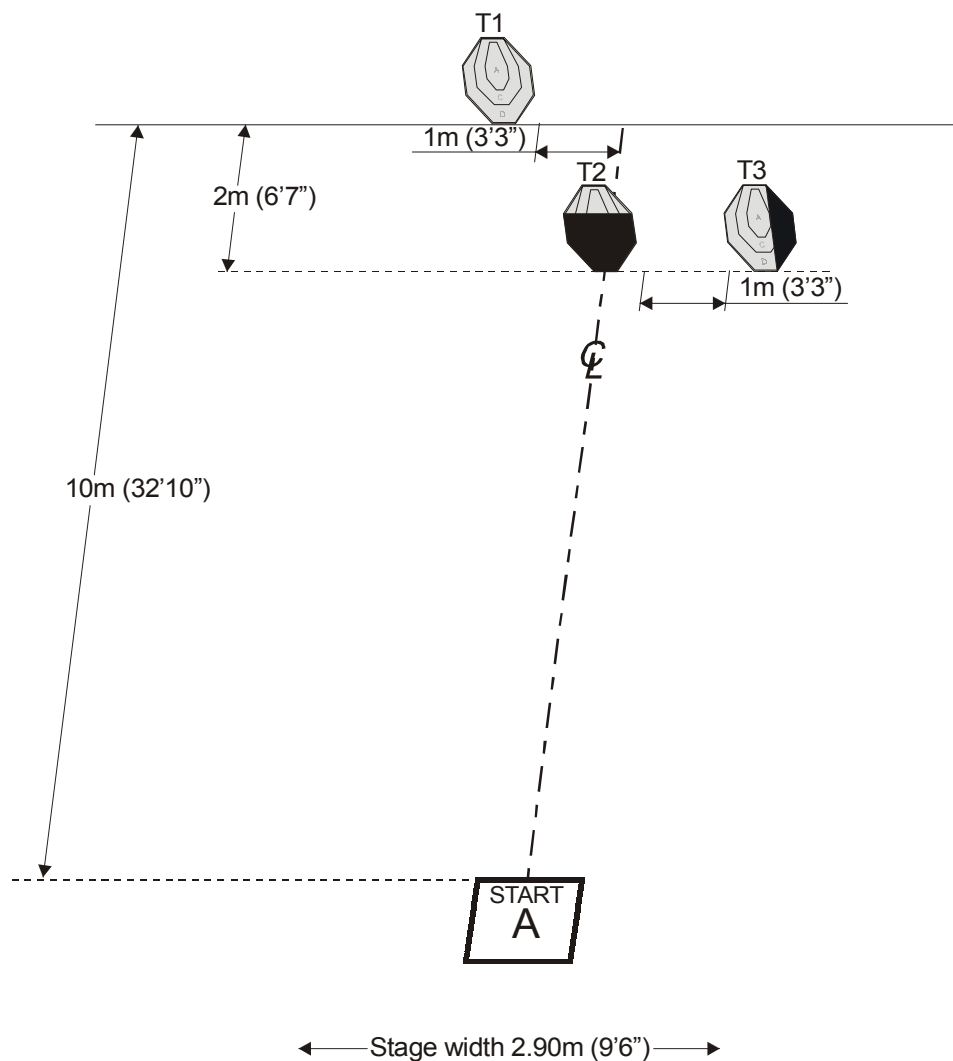
On audible signal

**Stop:**

Last shot

**Penalties:**

As per current edition IPSC rules



**SETUP NOTES:** Set paper targets to 1.52m (5 feet) to the top of targets. Area A is 0.92m(3') by 0.92m(3'). Hard cover on T2 covers from notch to notch, as shown.



# IPSC CLASSIFIER - STAGE: CLM-34

The International Practical Shooting Confederation - P.O. Box 972 Oakville, Ontario, Canada L6J 9Z9  
Tel: (905) 849-6960 - fax: (905) 842-4323

**Course of Fire Type:** Short Classifier Stage

**Stage Procedure:**

On the signal, from Area A, draw and shoot the targets in any order, **strong hand only**.

**Scoring:**

Comstock

**Targets:**

3 Metric

**Possible Points:**

30

**Minimum Rounds:**

6

**Start Position:**

Standing relaxed in Area A, facing downrange.

**Start:**

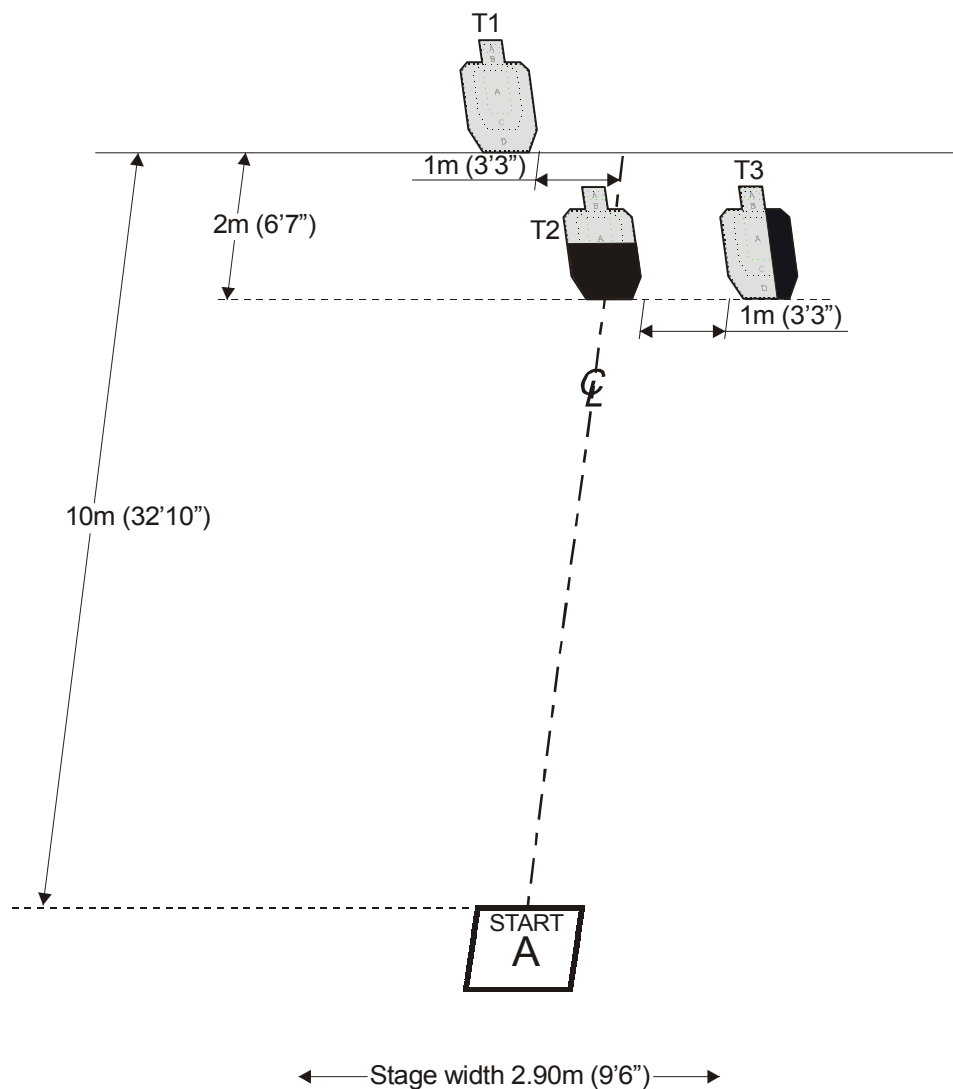
On audible signal

**Stop:**

Last shot

**Penalties:**

As per current edition IPSC rules



**SETUP NOTES:** Set paper targets to 1.52m (5 feet) to the top of targets. Area A is 0.92m(3') by 0.92m(3'). Hard cover on T2 covers half of the lower A zone.



# IPSC CLASSIFIER - STAGE: CLC-35

The International Practical Shooting Confederation - P.O. Box 972 Oakville, Ontario, Canada L6J 9Z9  
Tel: (905) 849-6960 - fax: (905) 842-4323

**Course of Fire Type:** Short Classifier Stage

**Stage Procedure:**

On the signal, pick up the pistol load, then shoot the targets in any order from Area A.

**Scoring:**

Comstock

**Targets:**

2 Classic, 2 Classic poppers

**Possible Points:**

30

**Minimum Rounds:**

6

**Start Position:**

Standing relaxed in Area A, facing downrange with both hands at sides. Unloaded pistol (slide forward, hammer down) pointing downrange and any required magazines will be placed on a pad on the ground in front of the shooter.

**Start:**

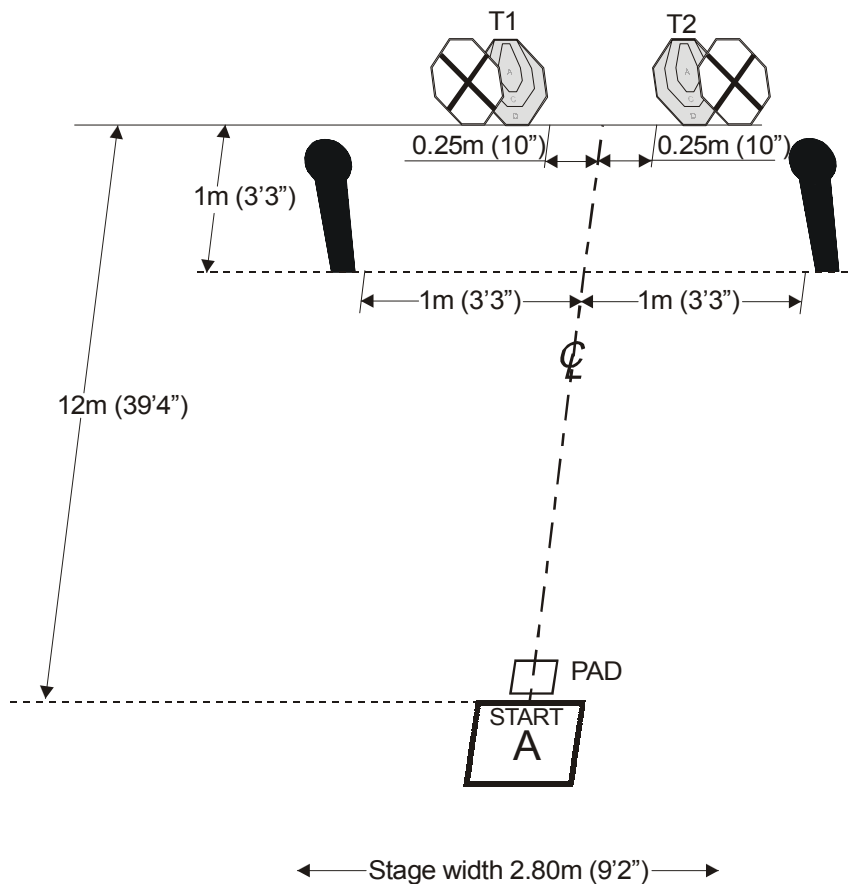
On audible signal

**Stop:**

Last shot

**Penalties:**

As per current edition IPSC rules



**SETUP NOTES:** Set paper targets to 1.52m (5 feet) to top of targets. Area A is 0.92m(3') by 0.92m(3').



# IPSC CLASSIFIER - STAGE: CLM-36

The International Practical Shooting Confederation - P.O. Box 972 Oakville, Ontario, Canada L6J 9Z9  
Tel: (905) 849-6960 - fax: (905) 842-4323

**Course of Fire Type:** Short Classifier Stage

**Stage Procedure:**

On the signal, pick up the pistol load, then shoot the targets in any order from Area A.

**Scoring:**

Comstock

**Targets:**

2 Metric, 2 Classic poppers

**Possible Points:**

30

**Minimum Rounds:**

6

**Start Position:**

Standing relaxed in Area A, facing down range with both hands at sides. Unloaded pistol (slide forward, hammer down) pointing downrange and any required magazines will be placed on a pad on the ground in front of the shooter.

**Start:**

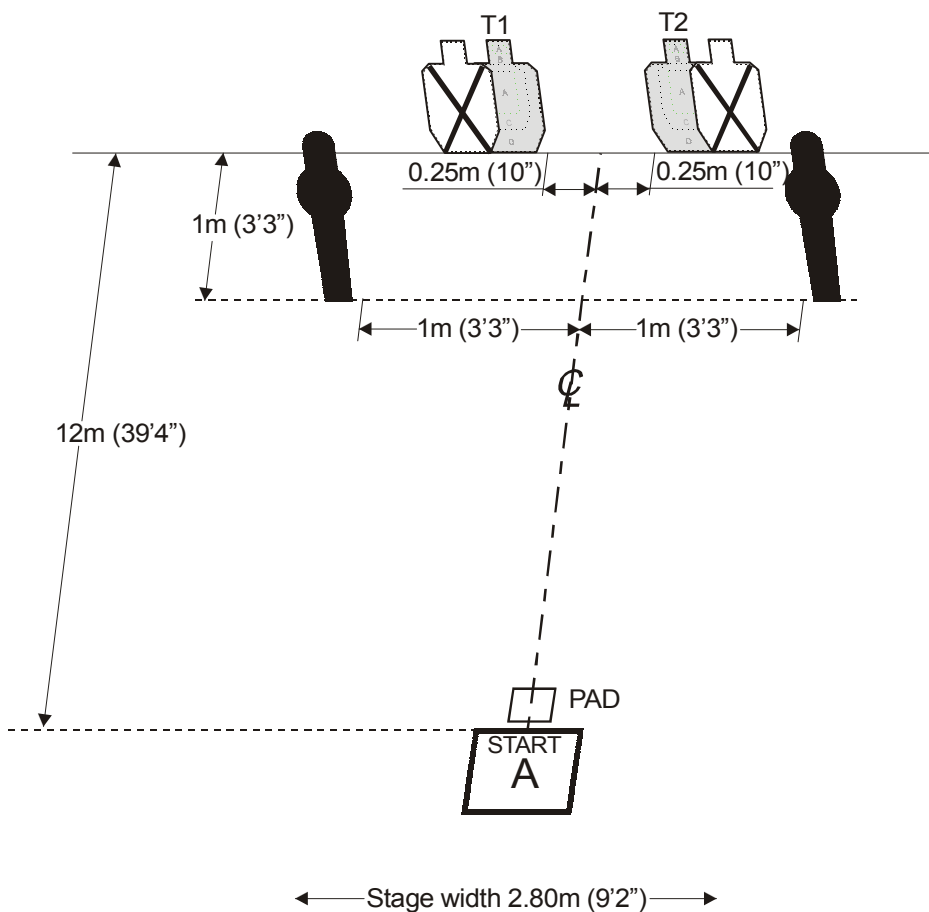
On audible signal

**Stop:**

Last shot

**Penalties:**

As per current edition IPSC rules



**SETUP NOTES:** Set paper targets to 1.52 (5 feet) to top of targets. Area A is 0.92m(3') by 0.92m(3').



# IPSC CLASSIFIER - STAGE: CLC-37

The International Practical Shooting Confederation - P.O. Box 972 Oakville, Ontario, Canada L6J 9Z9  
Tel: (905) 849-6960 - fax: (905) 842-4323

**Course of Fire Type:** Medium Classifier Stage

**Stage Procedure:**

On the signal, from Area A shoot the targets visible from Area A in any order. Then shoot the remaining targets from Area B.

**Scoring:**

Comstock

**Targets:**

5 Classic, 2 Classic poppers

**Possible Points:**

60

**Minimum Rounds:**

12

**Start Position:**

Starting relaxed in Area A, facing down range.

**Start:**

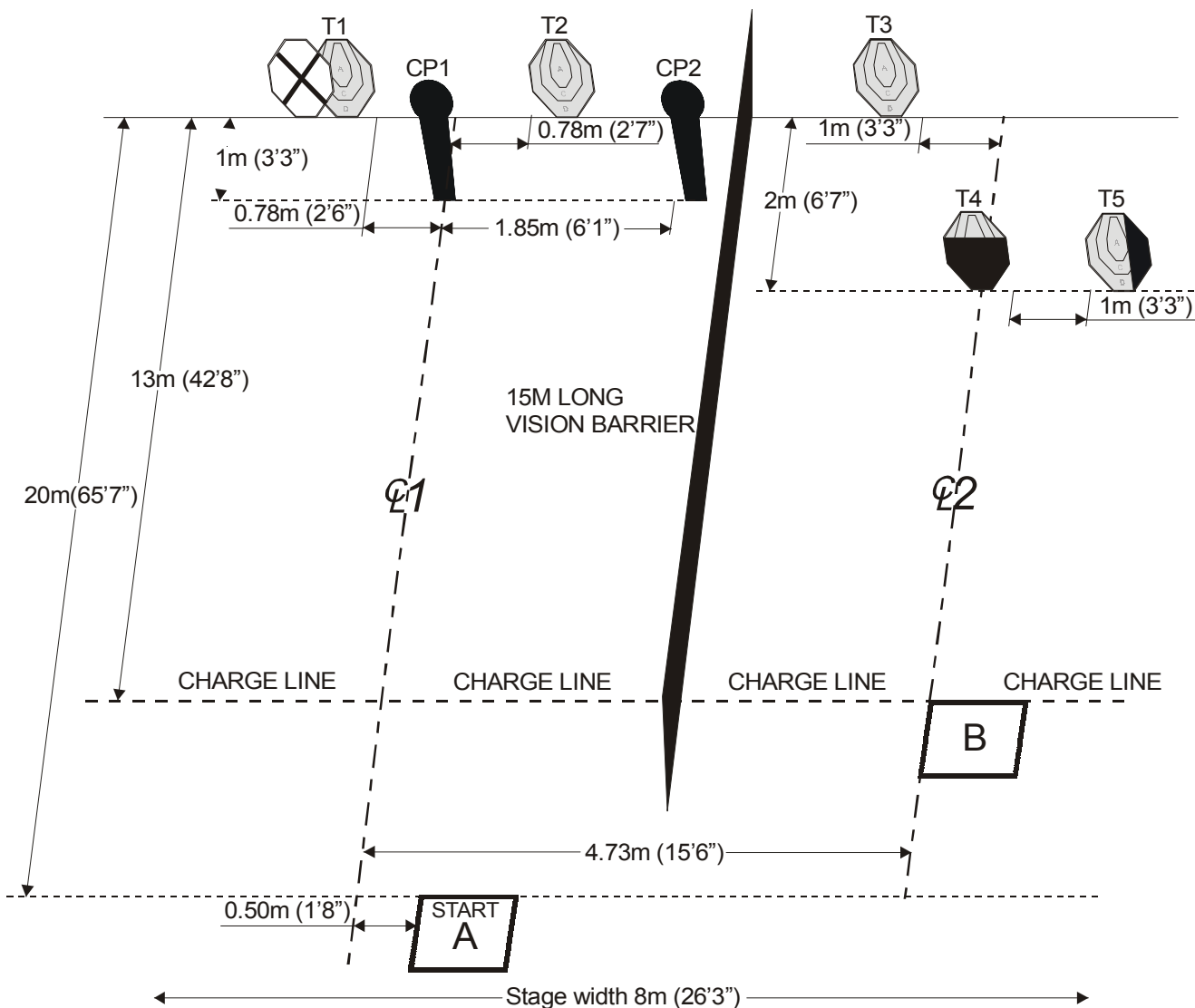
On audible signal

**Stop:**

Last shot

**Penalties:**

As per current edition IPSC rules



**SETUP NOTES:** Set paper targets to 1.52m (5 feet) to top of targets. Area A and B is 0.92m(3') by 0.92m(3'). On target T4 the hardcover covers from notch to notch, as shown. On T5 the hardcover is in line with the A zone scoring line.



# IPSC CLASSIFIER - STAGE: CLM-38

The International Practical Shooting Confederation - P.O. Box 972 Oakville, Ontario, Canada L6J 9Z9  
Tel: (905) 849-6960 - fax: (905) 842-4323

**Course of Fire Type:** Medium Classifier Stage

**Stage Procedure:**

On the signal, from Area A shoot the targets visible from Area A in any order. Then shoot the remaining targets from Area B.

**Scoring:**

Comstock

**Targets:**

5 Metric, 2 Pepper poppers

**Possible Points:**

60

**Minimum Rounds:**

12

**Start Position:**

Starting relaxed in Area A, facing down range with both hands relaxed at side.

**Start:**

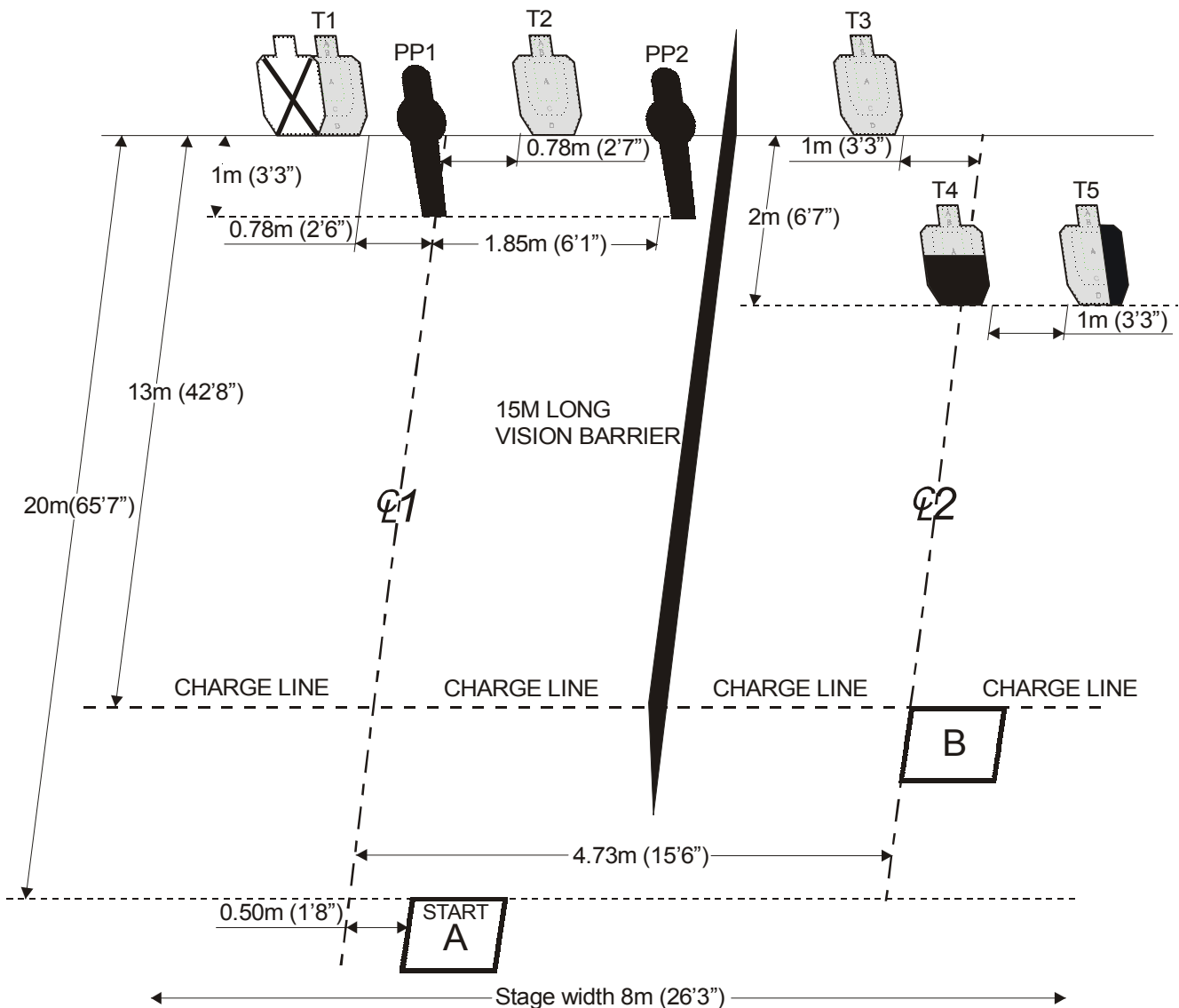
On audible signal

**Stop:**

Last shot

**Penalties:**

As per current edition IPSC rules



**SETUP NOTES:** Set paper targets to 1.52m (5 feet) at top of targets. Area A and B is 0.92m(3') by 0.92m(3'). On target T4 the hardcover is covering half of the large A zone. On T5 the hardcover is in line with the A zone scoring line.



# IPSC CLASSIFIER - STAGE: CLC-39

The International Practical Shooting Confederation - P.O. Box 972 Oakville, Ontario, Canada L6J 9Z9  
Tel: (905) 849-6960 - fax: (905) 842-4323

**Course of Fire Type:** Standard Exercise

**Stage Procedure:**

String 1: On start signal, from Area A, shoot T1-T3 with only two rounds each, freestyle.

String 2: On start signal, from Area A, shoot T1-T3 with **only one round** per target. Then make a **mandatory reload** and from Area A again shoot T1-T3 with **only one round** per target, freestyle.

String 3: On start signal, from Area A, shoot T1-T3 with **only two rounds** each using **strong hand only**.

String 4: On start signal, pick up gun with weak hand, and from Area A, shoot T1-T3 with **only two rounds** each using **weak hand only**. Note: The Pistol must lie flat on one side and may not be propped up in any artificial manner.

**Scoring:**

Virginia Count

**Targets:**

3 Classic

**Possible Points:** 120

**Maximum Rounds:** 24

**Start Position:**

String 1-3: **Standing relaxed** in Area A facing targets with wrist above respective shoulders. String 4: Gun loaded placed on the X on the table, pointing down range. Same starting position.

**Start:**

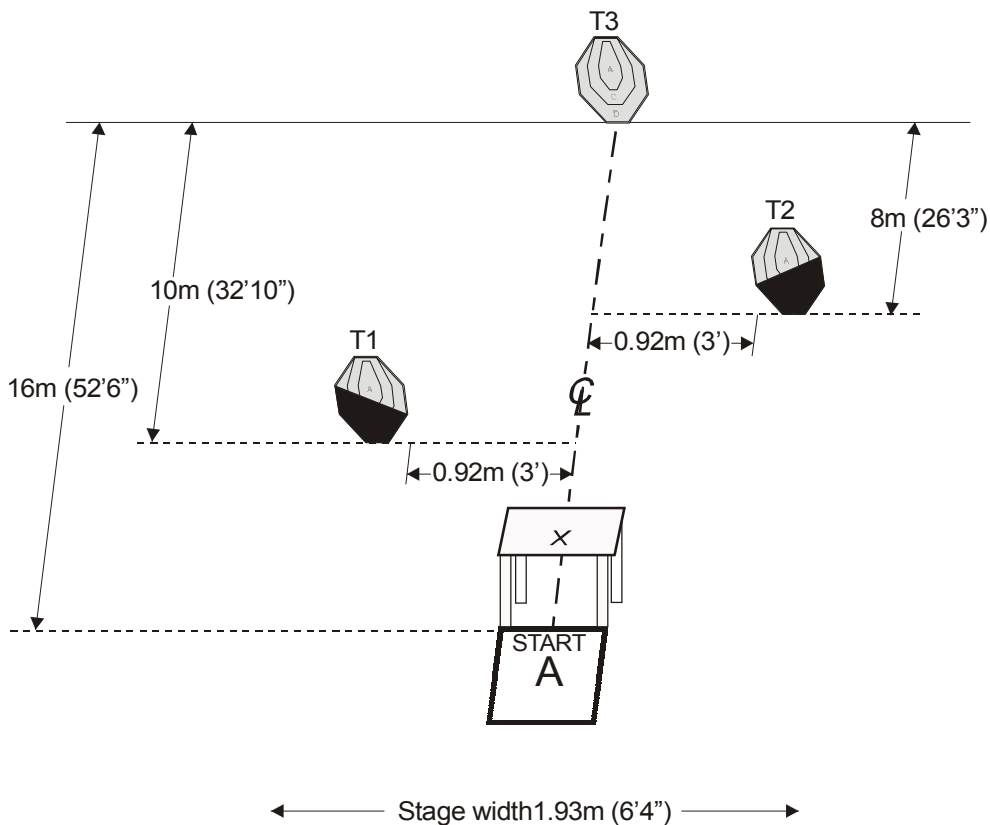
On audible signal

**Stop:**

Last shot

**Penalties:**

As per current edition IPSC rules



**SETUP NOTES:** Set paper targets to 1.52m (5 feet) to the top of targets. Area A is 0.92m (3') by 0.92m (3'). Hard cover T1 and T2 as shown runs diagonal from lower corner to top of angled cut in bottom. The center of the X should be 10 inches (0.25m) from the edge facing Area A.



# IPSC CLASSIFIER - STAGE: CLM-40

The International Practical Shooting Confederation - P.O. Box 972 Oakville, Ontario, Canada L6J 9Z9  
Tel: (905) 849-6960 - fax: (905) 842-4323

**Course of Fire Type:** Standard Exercise

**Stage Procedure:**

String 1: On start signal, from Area A, shoot T1-T3 with only two rounds each, freestyle.

String 2: On start signal, from Area A, shoot T1-T3 with **only one round** per target. Then make a **mandatory reload** and from Area A again shoot T1-T3 with **only one round** per target, freestyle.

String 3: On start signal, from Area A, shoot T1-T3 with **only two rounds** each using **strong hand only**.

String 4: On start signal, pick up gun with weak hand, and from Area A, shoot T1-T3 with **only two rounds** each using **weak hand only**. Note: The Pistol must lie flat on one side and may not be propped up in any artificial manner.

**Scoring:**

Virginia Count

**Targets:**

3 Metric

**Possible Points:** 120

**Maximum Rounds:** 24

**Start Position:**

String 1-3: Standing relaxed in Area A facing targets with wrist above respective shoulders. String 4: Gun loaded placed on the X on the table, pointing down range. Same starting position.

**Start:**

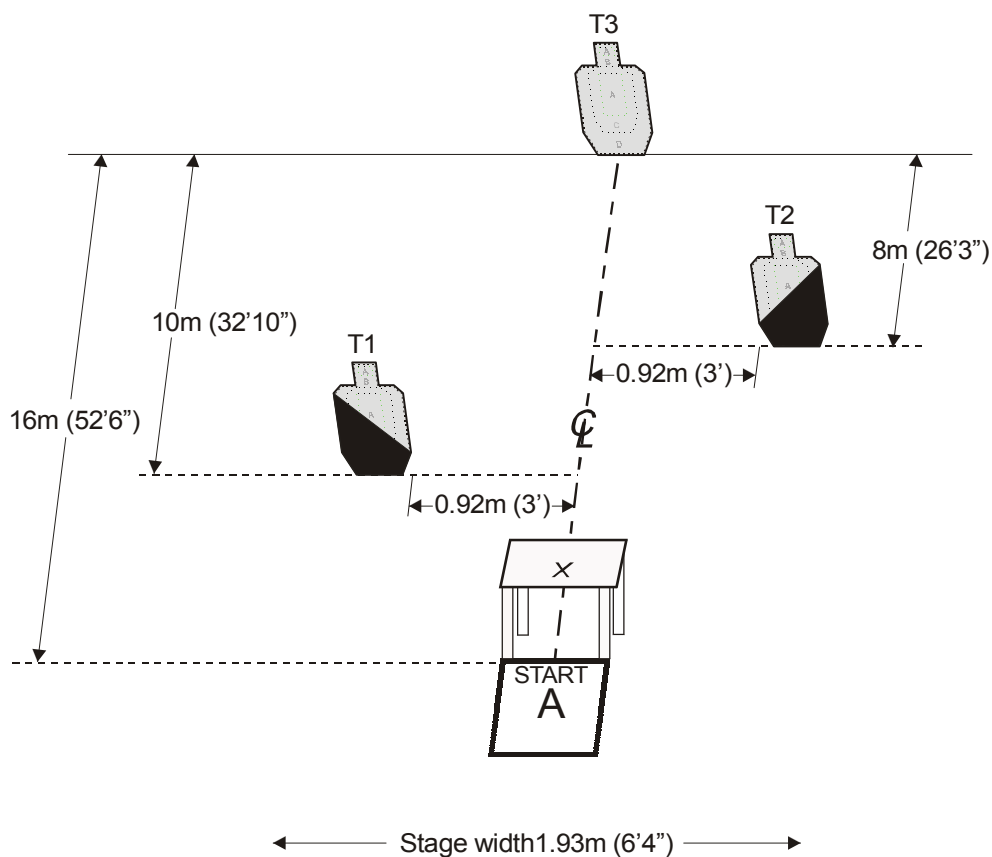
On audible signal

**Stop:**

Last shot

**Penalties:**

As per current edition IPSC rules



**SETUP NOTES:** Set paper targets to 1.52m (5 feet) to the top of targets. Area A is 0.92m (3') by 0.92m (3'). Hard cover T1 and T2 as shown runs diagonal from lower corner to top of angled cut in bottom. The center of the X should be 10 inches (0.25m) from the edge facing Area A.





# IPSC CLASSIFIER - STAGE: CLC-41

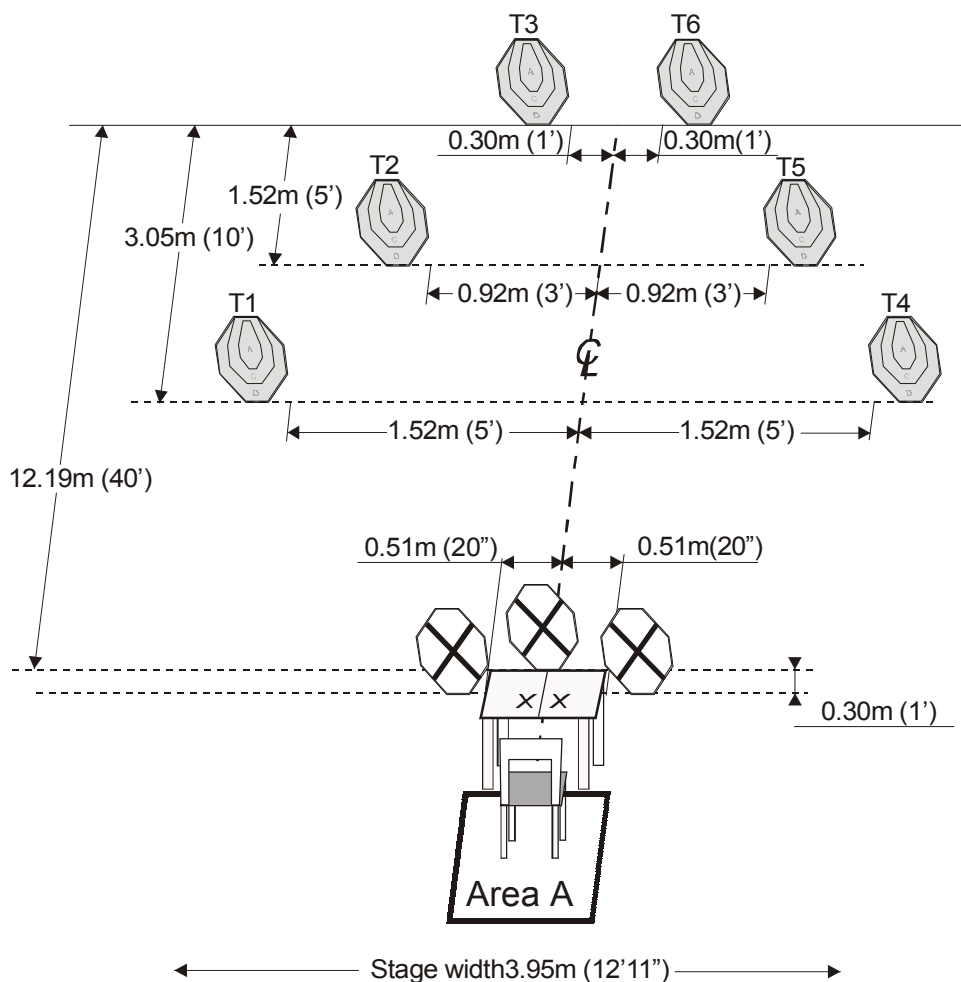
The International Practical Shooting Confederation - P.O. Box 972 Oakville, Ontario, Canada L6J 9Z9  
Tel: (905) 849-6960 - fax: (905) 842-4323

## Course of Fire Type: Medium Classifier Stage

### Stage Procedure:

On start signal, from Area A, shoot only T1 -T3 (or only T4 -T6) with **two rounds per target**. Then make a mandatory reload and from Area A, shoot only the three remaining targets with **two rounds per target**. Shooter must remain in Area A for all shots fired but does not have to remain seated.

<b>Scoring:</b>	Comstock
<b>Targets:</b>	6 Classic
<b>Possible Points:</b>	60
<b>Minimum Rounds:</b>	12
<b>Start Position:</b>	Seated in chair in Area A, elbows on X's.
<b>Start:</b>	On audible signal
<b>Stop:</b>	Last shot
<b>Penalties:</b>	As per current edition IPSC rules



**SETUP NOTES:** Set paper targets to 1.52m (5 feet) at top of targets. X's for elbows placement are 6 inches (0.15m) right and left of centerline and 6 inches (0.15m) in from edge of table nearest competitor. Penalty targets are set so that the bases of the penalty targets are at table height. Area A is 4 feet (1.22m) by 4 feet (1.22m).



# IPSC CLASSIFIER - STAGE: CLM-42

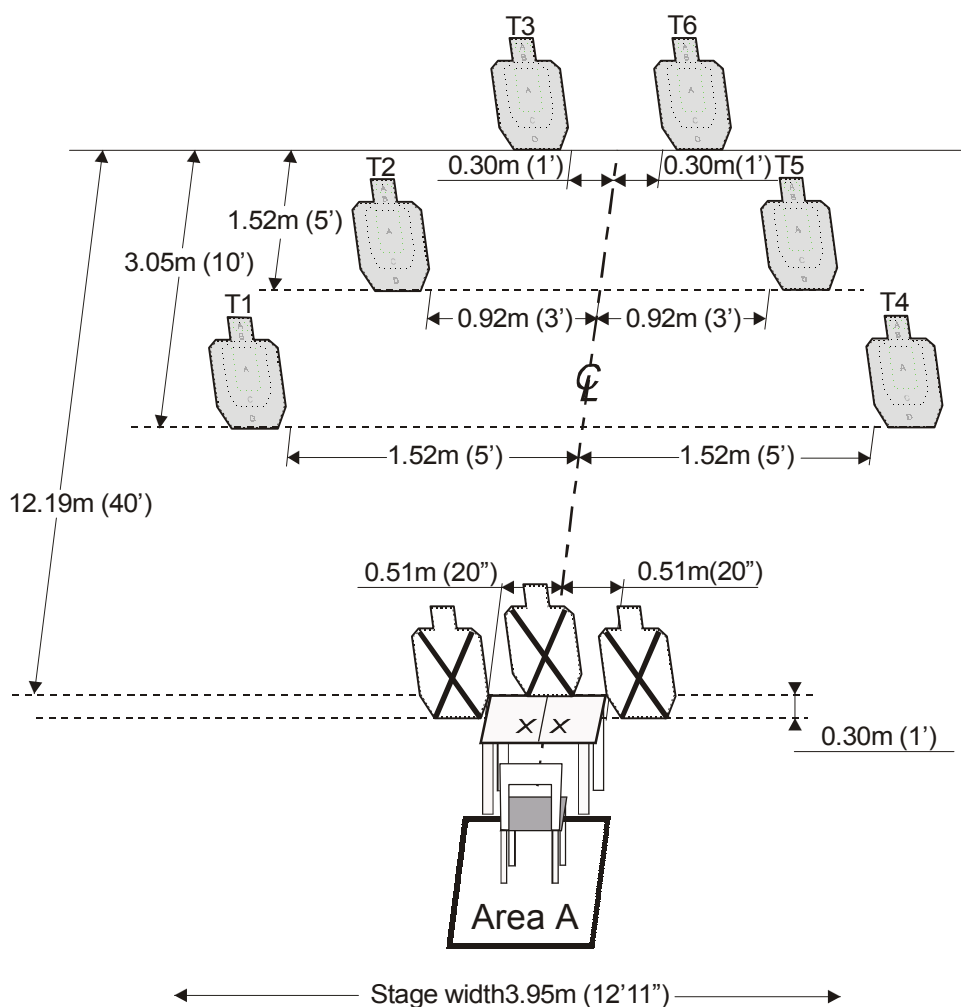
The International Practical Shooting Confederation - P.O. Box 972 Oakville, Ontario, Canada L6J 9Z9  
Tel: (905) 849-6960 - fax: (905) 842-4323

## Course of Fire Type: Medium Classifier Stage

### Stage Procedure:

On start signal, from Area A, shoot only T1 -T3 (or only T4 -T6) with **two rounds per target**. Then make a mandatory reload and from Area A, shoot only the three remaining targets with **two rounds per target**. Shooter must remain in Area A for all shots fired but does not have to remain seated.

<b>Scoring:</b>	Comstock
<b>Targets:</b>	6 Metric
<b>Possible Points:</b>	60
<b>Minimum Rounds:</b>	12
<b>Start Position:</b>	Seated in chair in Area A, elbows on X's.
<b>Start:</b>	On audible signal
<b>Stop:</b>	Last shot
<b>Penalties:</b>	As per current edition IPSC rules



**SETUP NOTES:** Set paper targets to 1.52m (5 feet) at top of targets. X's for elbows placement are 6 inches (0.15m) right and left of centerline and 6 inches (0.15m) in from edge of table nearest competitor. Penalty targets are set so that the bases of the penalty targets are at table height. Area A is 4 feet (1.22m) by 4 feet (1.22m).



# IPSC CLASSIFIER - STAGE: CLC-43

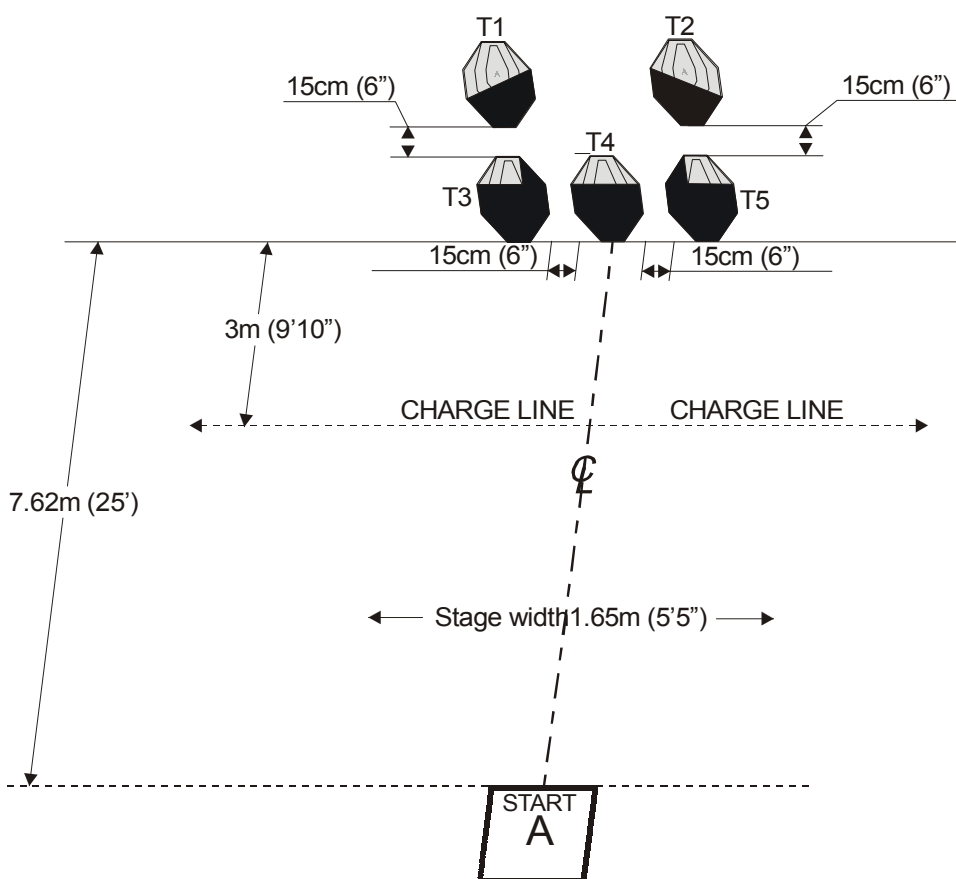
The International Practical Shooting Confederation - P.O. Box 972 Oakville, Ontario, Canada L6J 9Z9  
Tel: (905) 849-6960 - fax: (905) 842-4323

**Course of Fire Type:** Short Classifier Stage

**Stage Procedure:**

Upon start signal, shoot T1-T5 with only 1 round per target freestyle.

<b>Scoring:</b>	Comstock
<b>Targets:</b>	5 Classic
<b>Possible Points:</b>	25
<b>Minimum Rounds:</b>	5
<b>Start Position:</b>	Standing relaxed in Area A facing targets.
<b>Start:</b>	On audible signal
<b>Stop:</b>	Last shot
<b>Penalties:</b>	As per current edition IPSC rules



**SETUP NOTES:** Targets T1 & T3 and T2 & T5 are mounted above each other on one target stand. The bottom of T3, T4, are 14 inches above ground. Hard cover on T3 and T5 covers from left top where the D scoring line and C scoring join, straight down to the corner of the A zone then straight across the A zone (As shown). Area A is 0.92m (3') by 0.92m (3').



# IPSC CLASSIFIER - STAGE: CLM-44

The International Practical Shooting Confederation - P.O. Box 972 Oakville, Ontario, Canada L6J 9Z9  
Tel: (905) 849-6960 - fax: (905) 842-4323

**Course of Fire Type:** Short Classifier Stage

**Stage Procedure:**

Upon start signal, shoot T1-T5 with only 1 round per target freestyle.

**Scoring:** Comstock

**Targets:** 5 Metric

**Possible Points:** 25

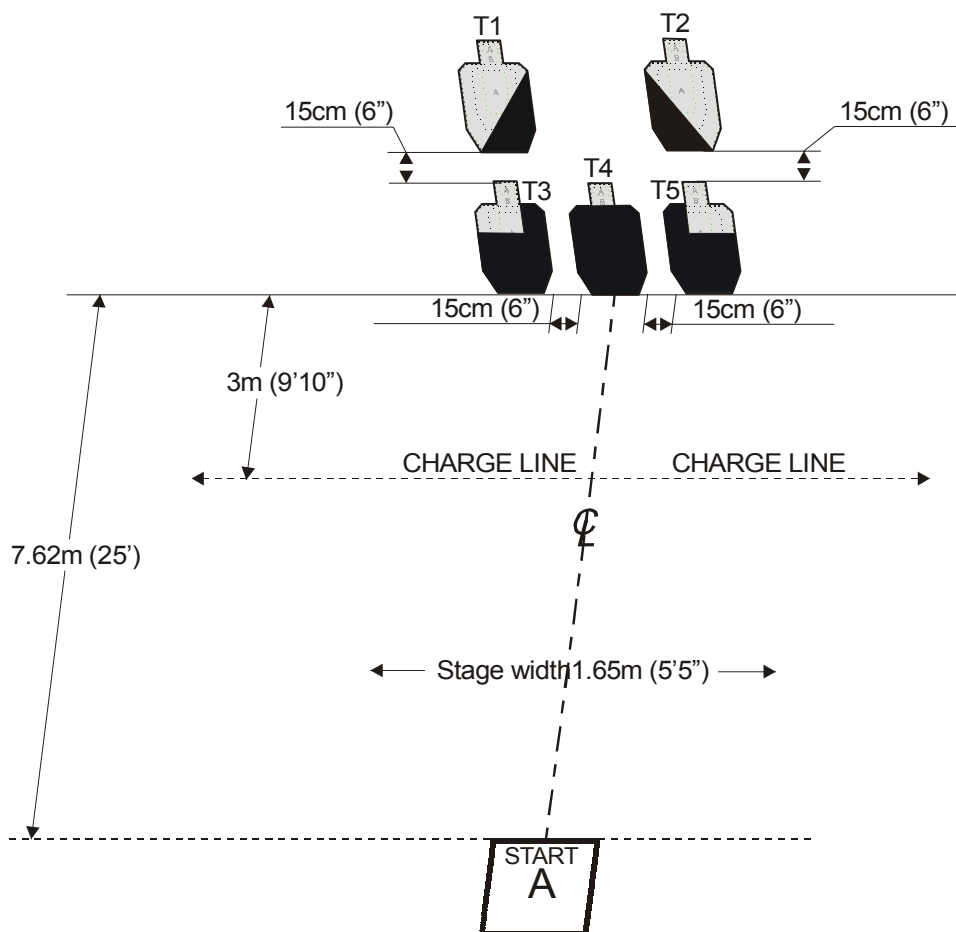
**Minimum Rounds:** 5

**Start Position:** Standing relaxed in Area A facing targets.

**Start:** On audible signal

**Stop:** Last shot

**Penalties:** As per current edition IPSC rules



**SETUP NOTES:** Targets T1 & T3 and T2 & T5 are mounted above each other on one target stand. The bottom of T3, T4, are 14 inches above ground. Hard cover on T3 and T5 covers from top of Shoulder downward along left edge of A zone to 5 inches below top of A zone. Area A is 0.92m (3') by 0.92m (3').



# IPSC CLASSIFIER - STAGE: CLC-45

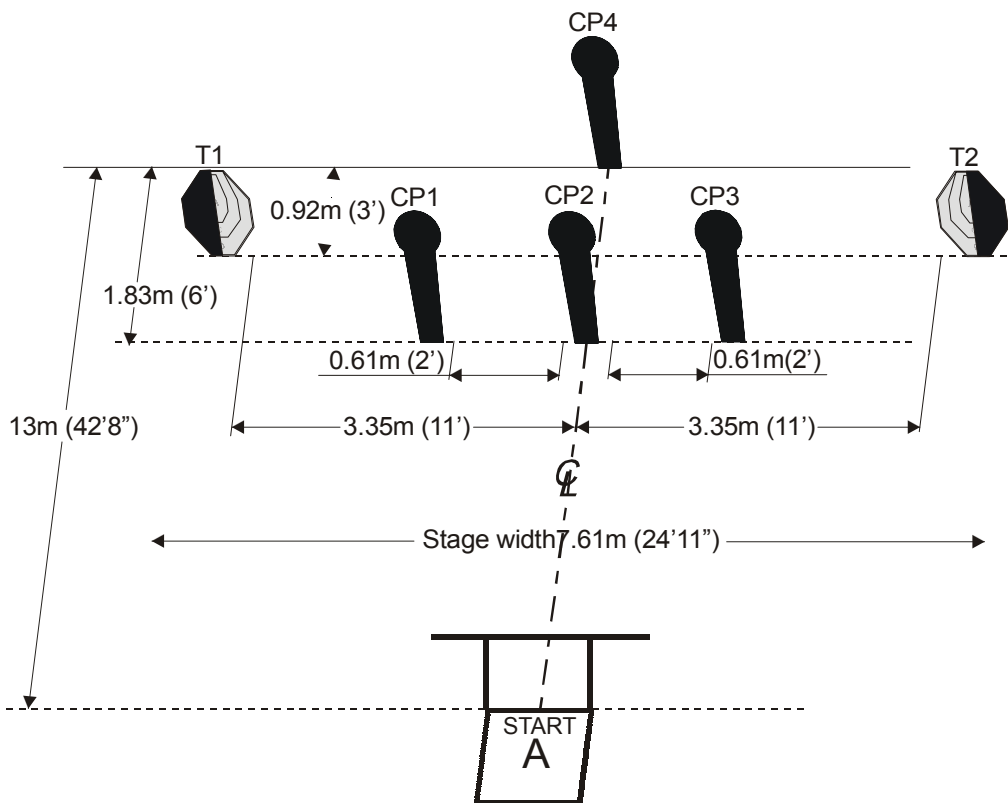
The International Practical Shooting Confederation - P.O. Box 972 Oakville, Ontario, Canada L6J 9Z9  
Tel: (905) 849-6960 - fax: (905) 842-4323

**Course of Fire Type:** Short Classifier Stage

**Stage Procedure:**

On start signal, from Area A, shoot only T1-T2 from above top board of 4-foot-by-4-foot frame, then shoot CP1 - CP4 from below board.

<b>Scoring:</b>	Comstock
<b>Targets:</b>	2 Classic, 4 Classic poppers
<b>Possible Points:</b>	40
<b>Minimum Rounds:</b>	8
<b>Start Position:</b>	Standing relaxed in Area A facing targets.
<b>Start:</b>	On audible signal
<b>Stop:</b>	Last shot
<b>Penalties:</b>	As per current edition IPSC rules



**SETUP NOTES:** Set paper to 1.52m (5 feet) to top of target. Area A is 4 feet by 4 feet(1.22m x 1.22m). 4-foot-by-4-foot(1.22m x 1.22m) frame is made out of 2x4's(5cm x 10cm). Place an 8-foot-long (2.44m) 2x4(5cm x 10cm) flat over the top of the frame allowing an equal distance to overhang at both ends. This will be the board that poppers must be engaged under. Hard cover on T1 and T2 is as shown: it covers half of the target from top to bottom, as shown.



# IPSC CLASSIFIER - STAGE: CLM-46

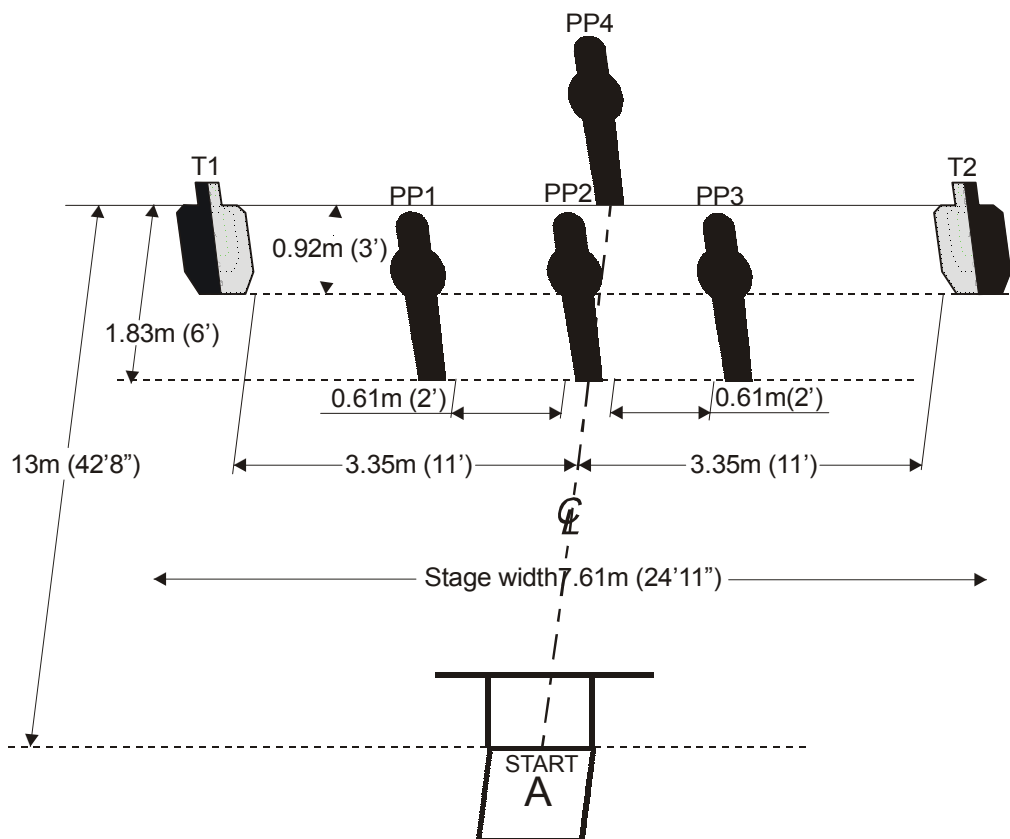
The International Practical Shooting Confederation - P.O. Box 972 Oakville, Ontario, Canada L6J 9Z9  
Tel: (905) 849-6960 - fax: (905) 842-4323

**Course of Fire Type:** Short Classifier Stage

**Stage Procedure:**

On start signal, from Area A, shoot only T1-T2 from **above** top board of 4-foot-by-4-foot frame, then shoot PP1 - PP4 from **below** board.

**Scoring:** Comstock  
**Targets:** 2 Metric, 4 Pepper poppers  
**Possible Points:** 40  
**Minimum Rounds:** 8  
**Start Position:** Standing relaxed in Area A facing targets with both arms hanging relaxed at sides.  
**Start:** On audible signal  
**Stop:** Last shot  
**Penalties:** As per current edition IPSC rules



**SETUP NOTES:** Set paper to 1.52m (5 feet) to top of target. Area A is 4 feet by 4 feet (1.22m x 1.22m). 4-foot-by-4-foot (1.22m x 1.22m) frame is made out of 2x4's (5cm x 10cm). Place an 8-foot-long (2.44m) 2x4 (5cm x 10cm) flat over the top of the frame allowing an equal distance to overhang at both ends. This will be the board that poppers must be engaged under. Hard cover on T1 and T2 is as shown: it covers half of the target from top to bottom, as shown.



# IPSC CLASSIFIER - STAGE: CLC-47

The International Practical Shooting Confederation - P.O. Box 972 Oakville, Ontario, Canada L6J 9Z9  
Tel: (905) 849-6960 - fax: (905) 842-4323

**Course of Fire Type:** Short Classifier Stage

**Stage Procedure:**

On the audible signal, shoot targets **strong hand only**, from Area A.

**Scoring:**

Comstock

**Targets:**

2 Classic, 2 Classic poppers

**Possible Points:**

30

**Minimum Rounds:**

6

**Start Position:**

Standing relaxed in Area A, facing downrange.

**Start:**

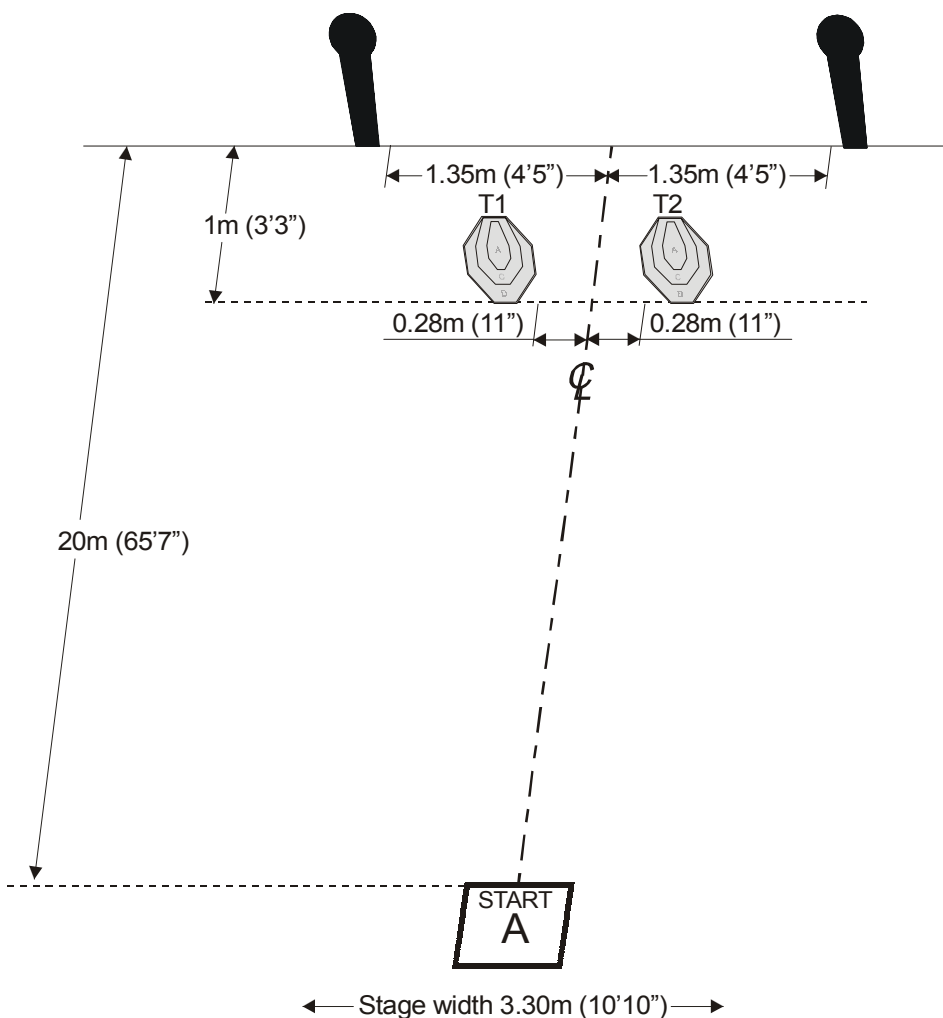
On audible signal

**Stop:**

Last shot

**Penalties:**

As per current edition IPSC rules



**SETUP NOTES:** Set paper targets to 1.52m (5 feet) to top of targets. Area A is 0.92m(3') by 0.92m(3').



# IPSC CLASSIFIER - STAGE: CLM-48

The International Practical Shooting Confederation - P.O. Box 972 Oakville, Ontario, Canada L6J 9Z9  
Tel: (905) 849-6960 - fax: (905) 842-4323

**Course of Fire Type:** Short Classifier

**Stage Procedure:**

On the audible signal, shoot targets **strong hand only**, from Area A.

**Scoring:**

Comstock

**Targets:**

2 Metric, 2 Pepper poppers

**Possible Points:**

30

**Minimum Rounds:**

6

**Start Position:**

Standing relaxed in Area A, facing downrange.

**Start:**

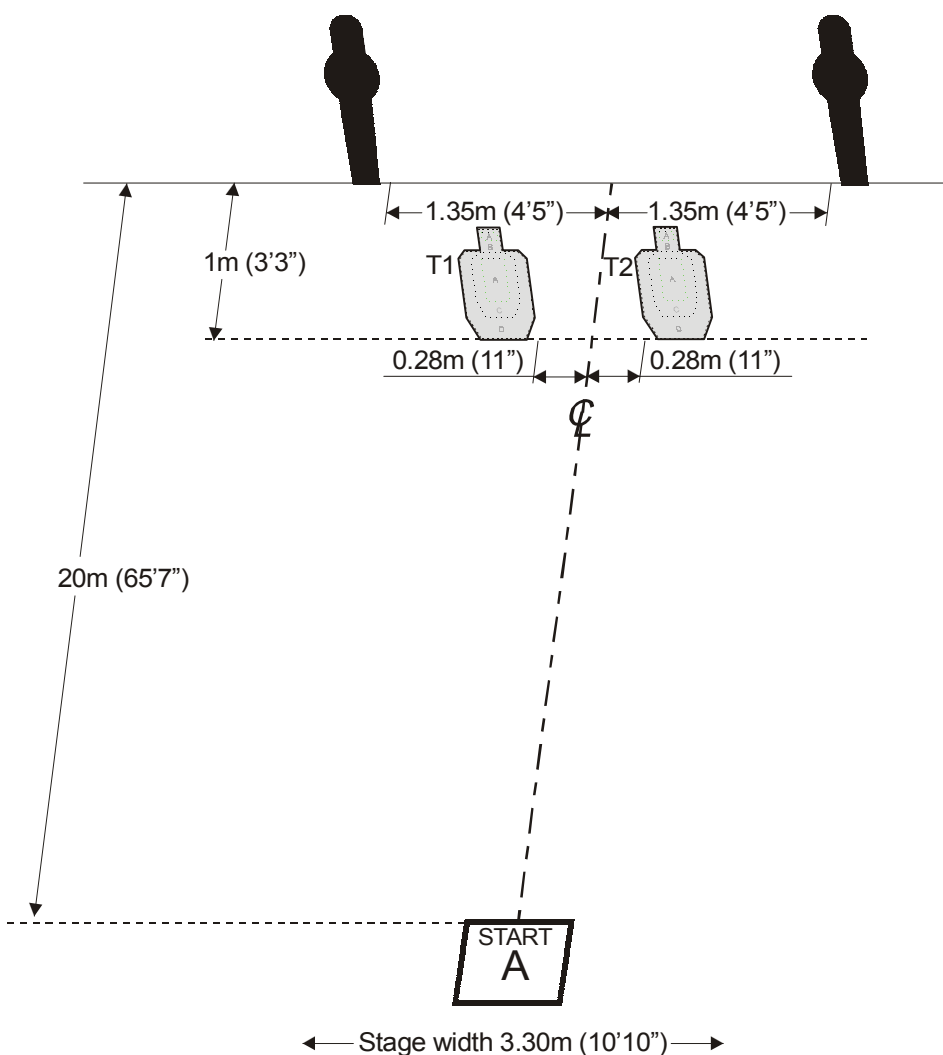
On audible signal

**Stop:**

Last shot

**Penalties:**

As per current edition IPSC rules



**SETUP NOTES:** Set paper targets to 1.52m (5 feet) to top of targets. Area A is 0.92m(3') by 0.92m(3').





# IPSC CLASSIFIER - STAGE: CLC-49

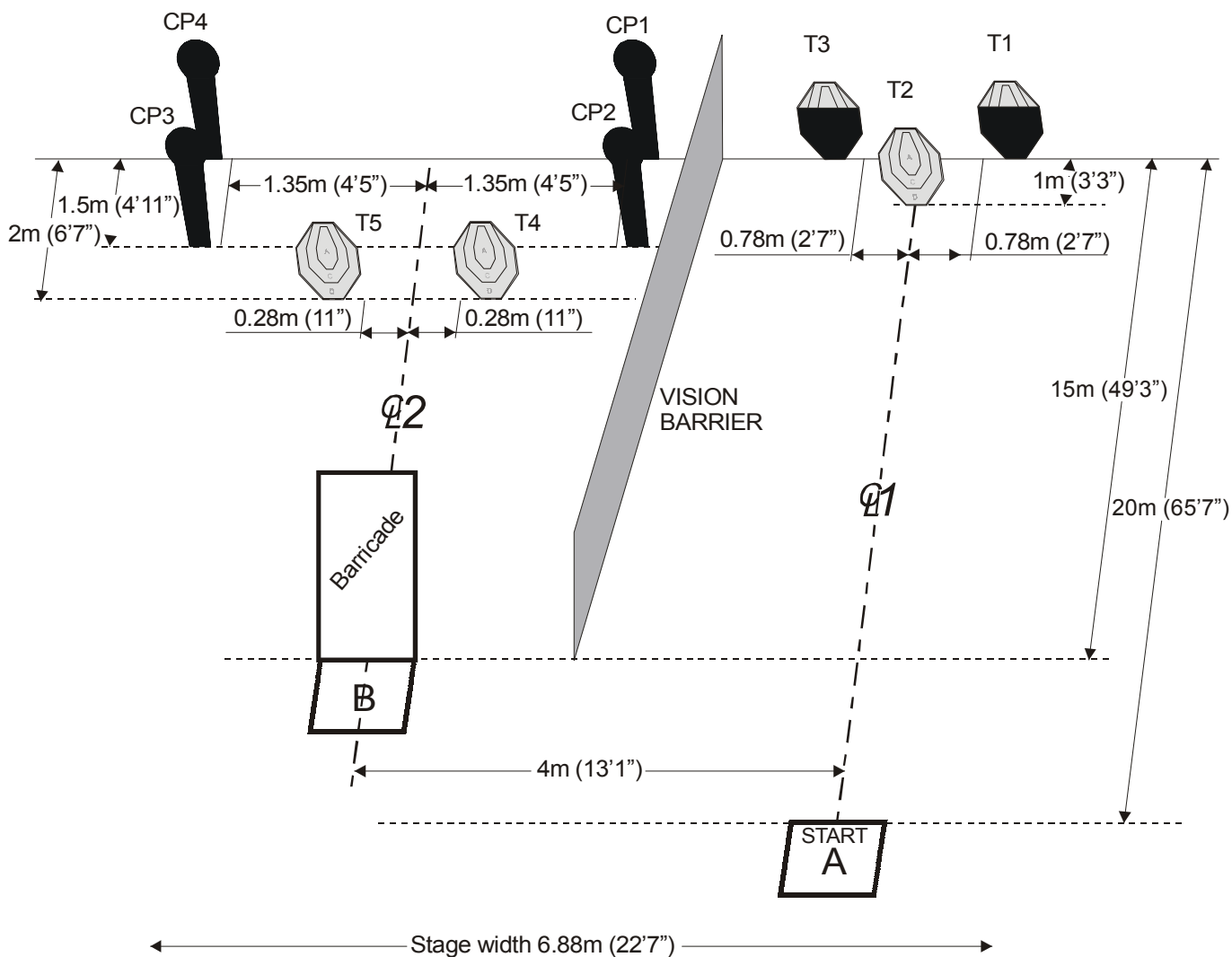
The International Practical Shooting Confederation - P.O. Box 972 Oakville, Ontario, Canada L6J 9Z9  
Tel: (905) 849-6960 - fax: (905) 842-4323

**Course of Fire Type:** Medium Classifier Stage

**Stage Procedure:**

On the audible signal, from Area A shoot targets T1-T3, then proceed to Area B and shoot remaining targets from behind barricade and inside Area B.

<b>Scoring:</b>	Comstock
<b>Targets:</b>	5 Classic, 4 Classic Poppers
<b>Possible Points:</b>	70
<b>Minimum Rounds:</b>	14
<b>Start Position:</b>	Kneeling (both knees on the ground) in Area A facing down range with both hands on top of the head.
<b>Start:</b>	On audible signal
<b>Stop:</b>	Last shot
<b>Penalties:</b>	As per current edition IPSC rules



**SETUP NOTES:** Set paper targets to 1.52m (5 feet) to the top of targets. Area A and B is 0.92m(3') by 0.92m(3'). Hard cover on the T1 and T3 cover from notch to notch (as shown). Barricade is 0.92m (3') wide and 1.83m (6') high.



# IPSC CLASSIFIER - STAGE: CLM-50

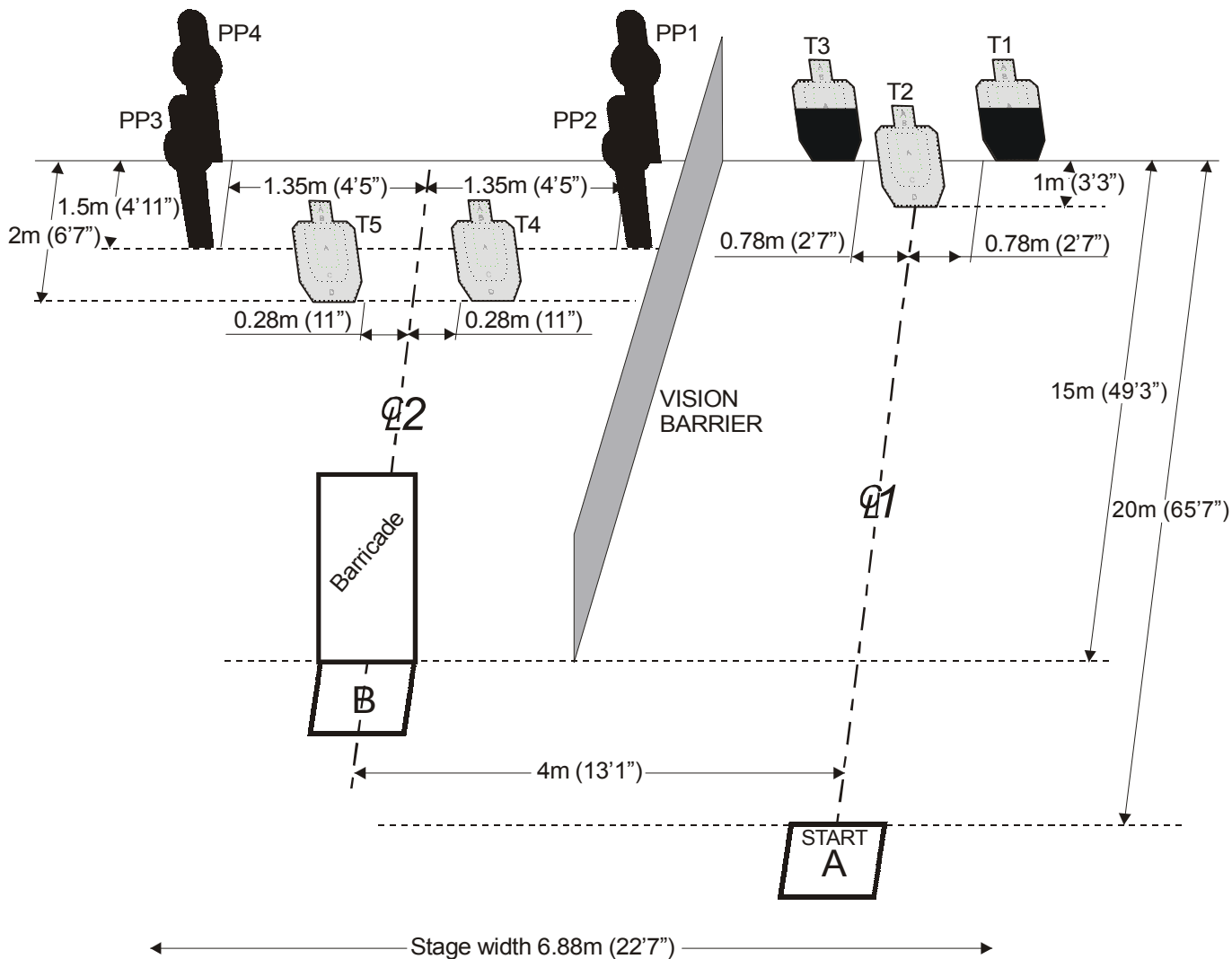
The International Practical Shooting Confederation - P.O. Box 972 Oakville, Ontario, Canada L6J 9Z9  
Tel: (905) 849-6960 - fax: (905) 842-4323

**Course of Fire Type:** Medium Classifier Stage

**Stage Procedure:**

On the audible signal, from Area A shoot targets T1-T3, then proceed to Area B and shoot remaining targets from behind barricade and inside Area B.

<b>Scoring:</b>	Comstock
<b>Targets:</b>	5 Metric, 4 Pepper poppers
<b>Possible Points:</b>	70
<b>Minimum Rounds:</b>	14
<b>Start Position:</b>	Kneeling (both knees on the ground) in Area A facing downrange with both hands on top of the head.
<b>Start:</b>	On audible signal
<b>Stop:</b>	Last shot
<b>Penalties:</b>	As per current edition IPSC rules



**SETUP NOTES:** Set paper targets to 1.52m (5 feet) to the top of targets. Area A and B is 0.92m(3') by 0.92m(3'). Hard cover on the T1 and T3 cover from notch to notch (as shown). Barricade is 0.92m (3') wide and 1.83m (6') high.



# IPSC CLASSIFIER - STAGE: CLC-51

The International Practical Shooting Confederation - P.O. Box 972 Oakville, Ontario, Canada L6J 9Z9  
Tel: (905) 849-6960 - fax: (905) 842-4323

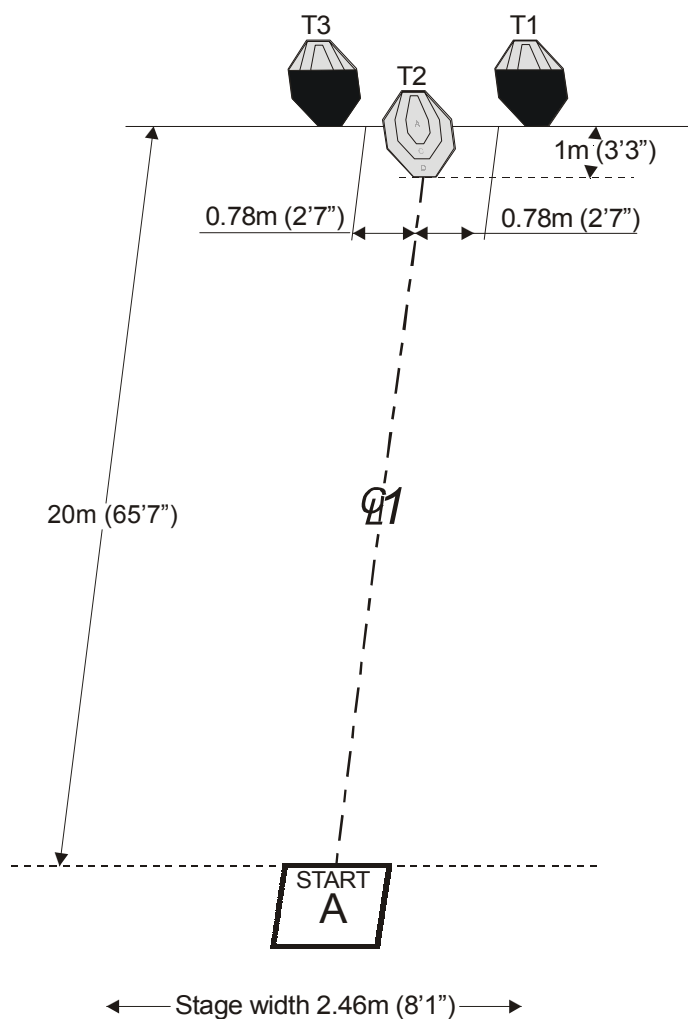
**Course of Fire Type:** Short Classifier Stage

**Stage Procedure:**

On the audible signal, shoot T1-T3 from Area A.

**Scoring:** Comstock  
**Targets:** 3 Classic  
**Possible Points:** 30  
**Minimum Rounds:** 6  
**Start Position:** Standing relaxed In Area A.

**Start:** On audible signal  
**Stop:** Last shot  
**Penalties:** As per current edition IPSC rules



**SETUP NOTES:** Set paper targets to 1.52m (5 feet) at top of targets. Area A is 0.92m(3') by 0.92m(3'). Hard cover on the T1 and T2 cover from notch to notch (As shown) .



# IPSC CLASSIFIER - STAGE: CLM-52

The International Practical Shooting Confederation - P.O. Box 972 Oakville, Ontario, Canada L6J 9Z9  
Tel: (905) 849-6960 - fax: (905) 842-4323

**Course of Fire Type:** Short Classifier Stage

**Stage Procedure:**

On the audible signal, shoot T1-T3 from Area A.

**Scoring:** Comstock

**Targets:** 3 Metric

**Possible Points:** 30

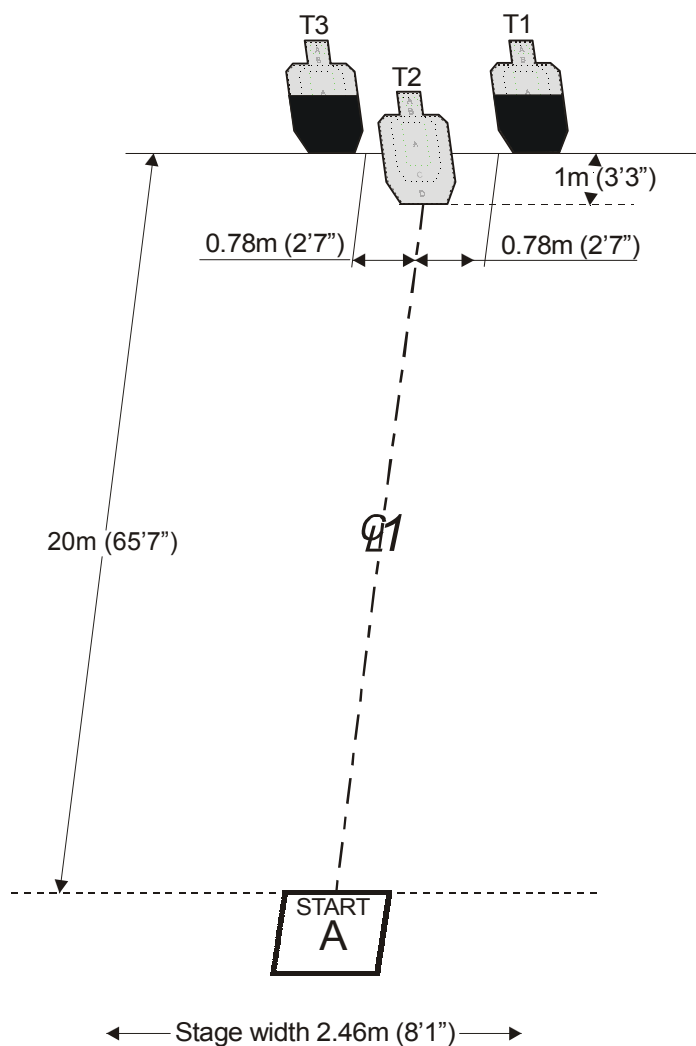
**Minimum Rounds:** 6

**Start Position:** Standing relaxed In Area A.

**Start:** On audible signal

**Stop:** Last shot

**Penalties:** As per current edition IPSC rules



**SETUP NOTES:** Set paper targets to 1.52m (5 feet) at top of targets. Area A is 0.92m(3') by 0.92m(3'). Hard cover on the T1 and T2 cover exactly half of the large A zone as shown.



# IPSC CLASSIFIER - STAGE: CLC-53

The International Practical Shooting Confederation - P.O. Box 972 Oakville, Ontario, Canada L6J 9Z9  
Tel: (905) 849-6960 - fax: (905) 842-4323

**Course of Fire Type:** Medium Classifier Stage

**Stage Procedure:**

On the audible signal, from Area A shoot targets T1-T2 and CP1-CP2, then proceed to Area B and shoot remaining targets from behind the barricade and inside Area B only.

**Scoring:**

Comstock

**Targets:**

4 Classic, 6 Classic Poppers

**Possible Points:**

70

**Minimum Rounds:**

14

**Start Position:**

Standing relaxed in Area A facing down range with hands relaxed at the sides.

**Start:**

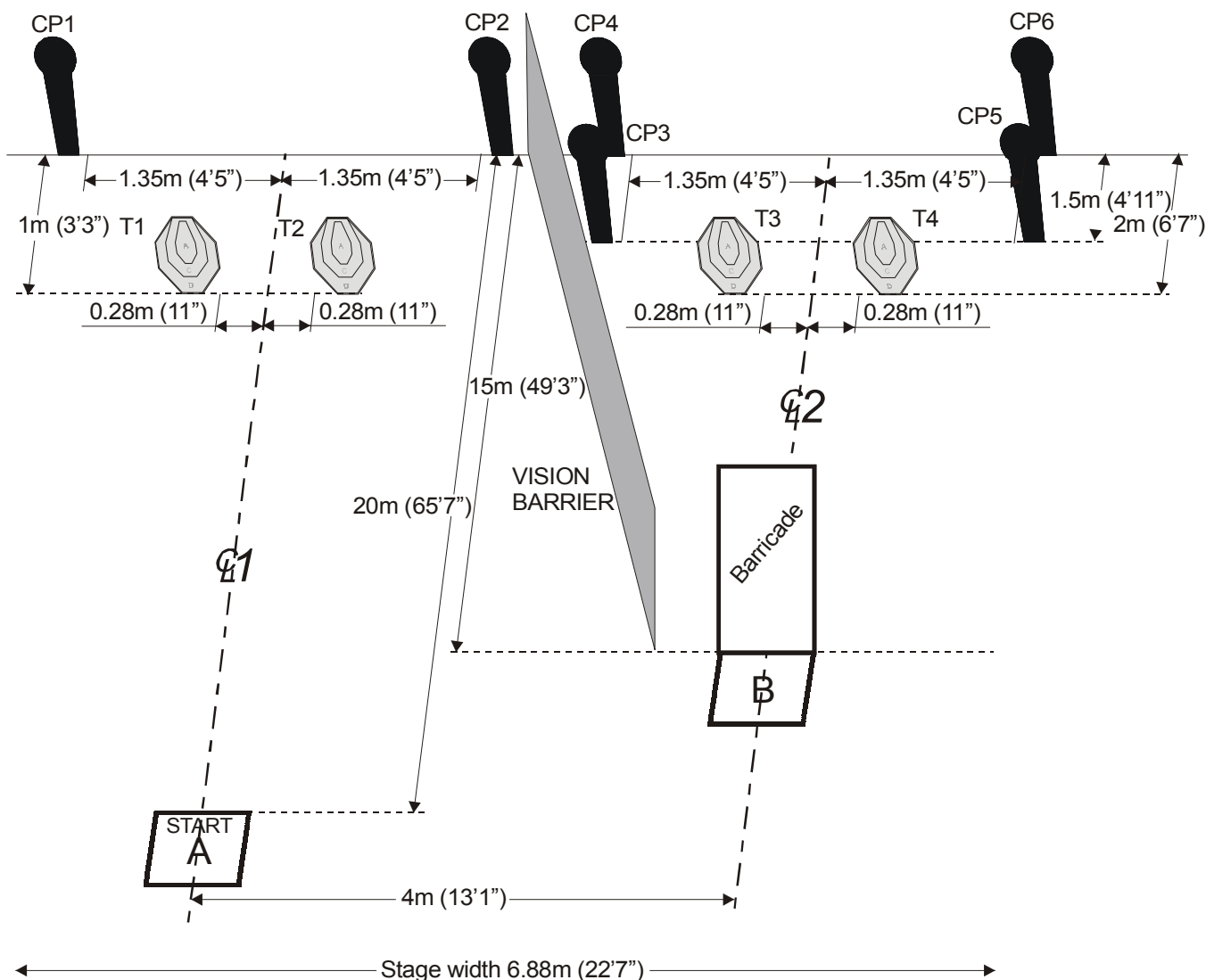
On audible signal

**Stop:**

Last shot

**Penalties:**

As per current edition IPSC rules



**SETUP NOTES:** Set paper targets to 1.52m (5 feet) to the top of targets. Area A and B is 0.92m(3') by 0.92m(3'). Barricade is 0.92m (3') wide by 1.83m (6') high.



# IPSC CLASSIFIER - STAGE: CLM-54

The International Practical Shooting Confederation - P.O. Box 972 Oakville, Ontario, Canada L6J 9Z9  
Tel: (905) 849-6960 - fax: (905) 842-4323

**Course of Fire Type:** Medium Classifier Stage

**Stage Procedure:**

On the audible signal, from Area A shoot targets T1-T2 and PP1-PP2, then proceed to Area B and shoot remaining targets from behind the barricade and inside Area B only.

**Scoring:**

Comstock

**Targets:**

4 Metric, 6 Pepper poppers

**Possible Points:**

70

**Minimum Rounds:**

14

**Start Position:**

Standing relaxed in Area A facing down range with hands relaxed at the sides.

**Start:**

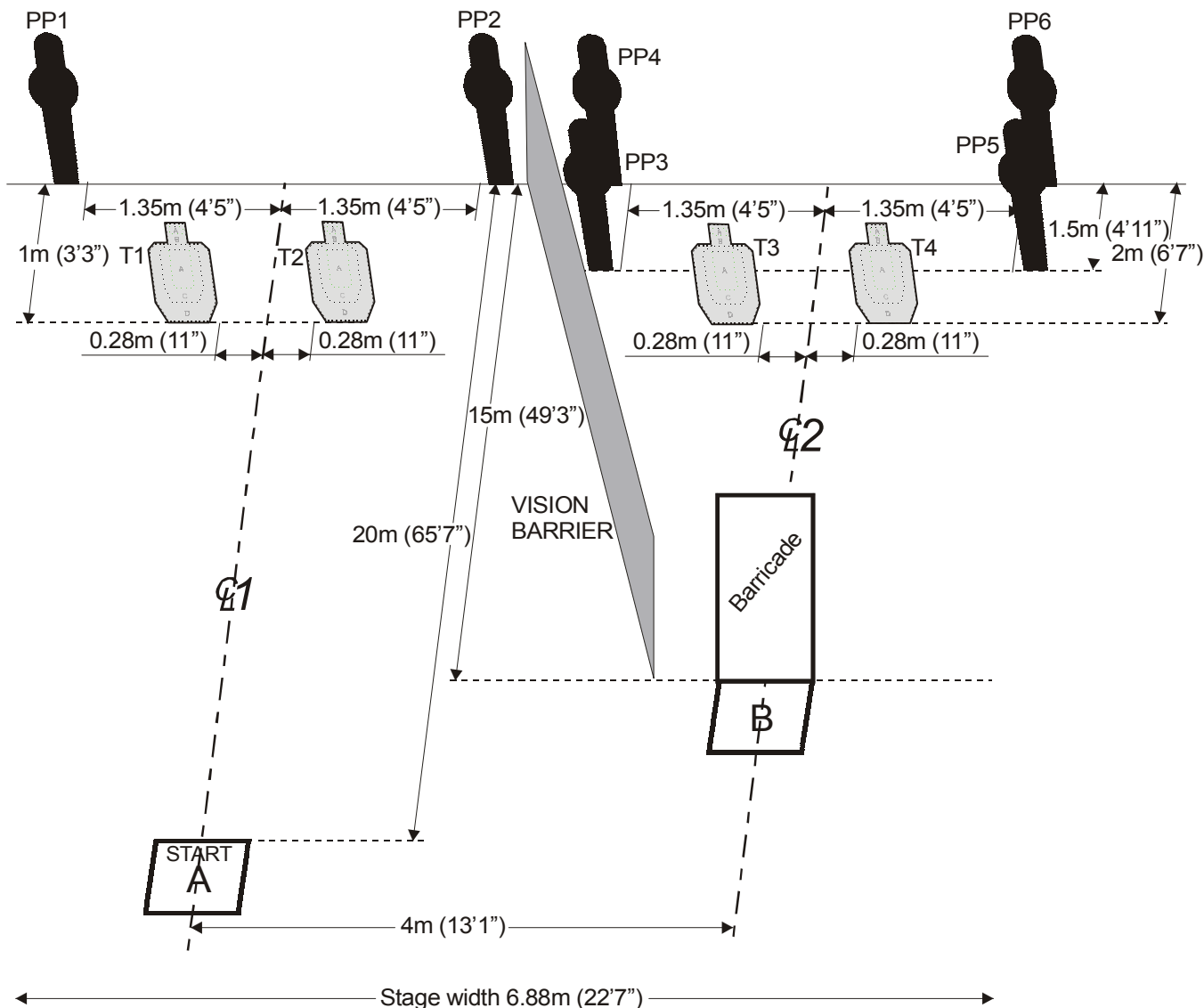
On audible signal

**Stop:**

Last shot

**Penalties:**

As per current edition IPSC rules



**SETUP NOTES:** Set paper targets to 1.52m (5 feet) to the top of targets. Area A and B is 0.92m(3') by 0.92m(3'). Barricade is 0.92m (3') wide by 1.83m (6') high.



# IPSC CLASSIFIER - STAGE: CLC-55

The International Practical Shooting Confederation - P.O. Box 972 Oakville, Ontario, Canada L6J 9Z9  
Tel: (905) 849-6960 - fax: (905) 842-4323

### Course of Fire Type: Medium Classifier Stage

#### Stage Procedure:

On start signal, from Area A, shoot only T1-T3. Move towards barrel and shoot only CP2 after both feet have left Area A and before one foot has entered Area B. From Area B shoot CP1, T4 and T5 from either side of the barrel and underneath the cross bar on top of the barrel.

#### Scoring:

Comstock

#### Targets:

5 Classic, 2 Classic poppers

#### Possible Points:

60

#### Minimum Rounds:

12

#### Start Position:

Standing relaxed in Area A, facing downrange.

#### Start:

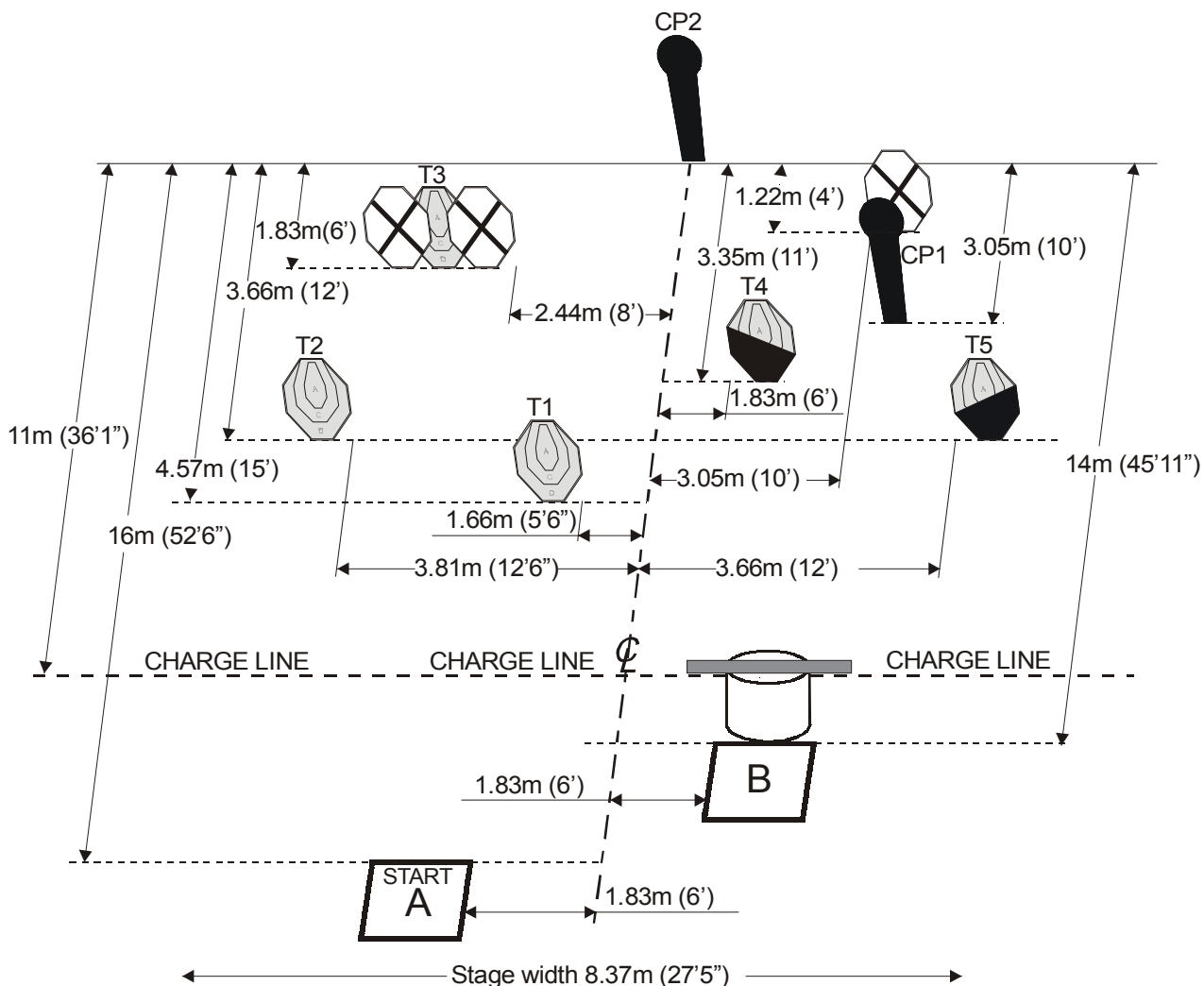
On audible signal

#### Stop:

Last shot

#### Penalties:

As per current edition IPSC rules



**SETUP NOTES:** Set paper targets to 1.52m (5 feet) to top of targets. Area A is 0.92m(3') by 0.92m(3'). Set penalty target behind CP1 to 1.37m (4 feet 6 inches) high at top of target. Bar on top of barrel is 4 feet long and placed in the middle of barrel. Scoring lines of penalty target at T3 overlay A-zone scoring lines. Barrel is a standard 55 gallon drum. Area B is 1.22m by 1.22m (4 feet by 4 feet).



# IPSC CLASSIFIER - STAGE: CLM-56

The International Practical Shooting Confederation - P.O. Box 972 Oakville, Ontario, Canada L6J 9Z9  
 Tel: (905) 849-6960 - fax: (905) 842-4323

**Course of Fire Type:** Medium Classifier Stage

**Stage Procedure:**

On start signal, from Area A, shoot only T1-T3. Move towards barrel and shoot **only** PP2 after both feet have left Area A and before one foot has entered Area B. From Area B shoot PP1, T4 and T5 from either side of the barrel and underneath the cross bar on top of the barrel.

**Scoring:**

Comstock

**Targets:**

5 Metric, 2 Pepper poppers

**Possible Points:** 60

**Minimum Rounds:** 12

**Start Position:**

Standing relaxed in Area A, facing downrange.

**Start:**

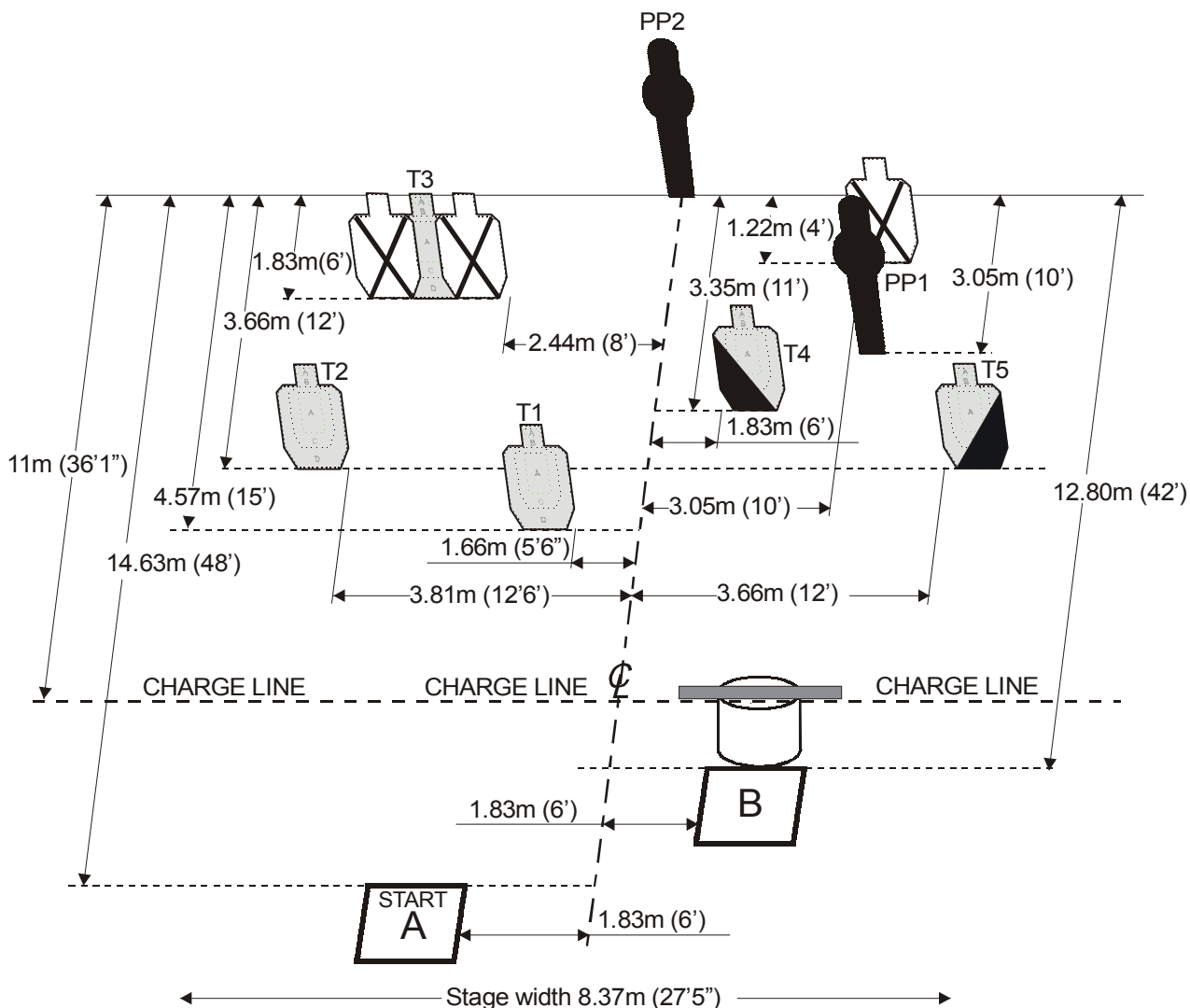
On audible signal

**Stop:**

Last shot

**Penalties:**

As per current edition IPSC rules



**SETUP NOTES:** Set paper targets to 1.52m (5 feet) to top of targets. Area A is 0.92m(3') by 0.92m(3'). Set penalty target behind CP1 to 1.37m (4 feet 6 inches) high at top of target. Bar on top of barrel is 4 feet long and placed in the middle of barrel. Scoring lines of penalty target at T3 overlay A-zone scoring lines. Barrel is a standard 55 gallon drum. Area B is 1.22m by 1.22m (4 feet by 4 feet).





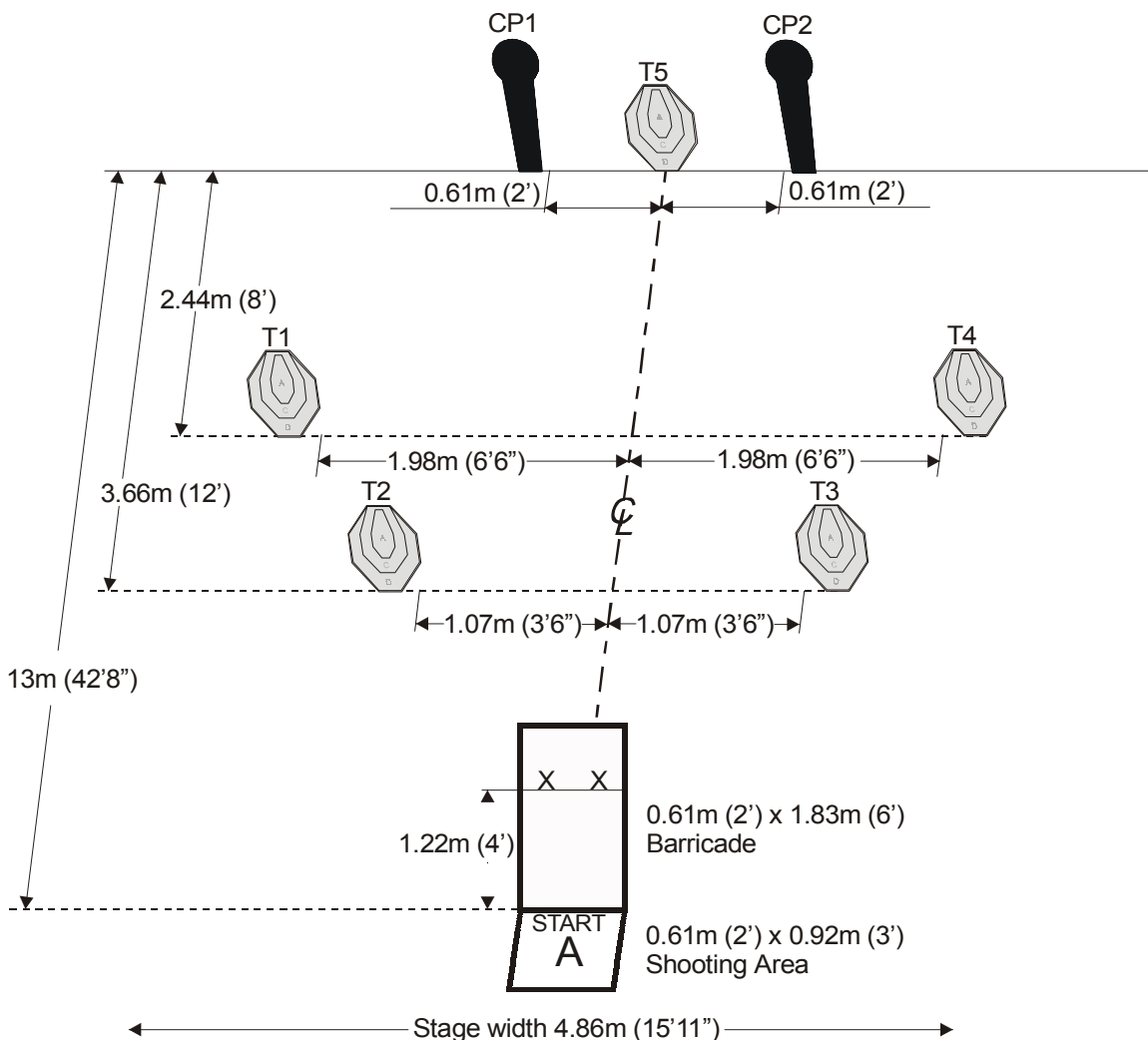
# IPSC CLASSIFIER - STAGE: CLC-57

The International Practical Shooting Confederation - P.O. Box 972 Oakville, Ontario, Canada L6J 9Z9  
Tel: (905) 849-6960 - fax: (905) 842-4323

### Course of Fire Type: Medium Classifier Stage Stage Procedure:

On start signal, from Area A, shoot the appropriate targets from either side of the barricade. Then make a **mandatory reload** and from Area A shoot the appropriate targets from the other side of the barricade. T1 and T2 must be shot from **only the left side** of the barricade. T3 and T4 must be shot from **only the right side** of the barricade. T5, PP1 and PP2 may be **shot from either side** of the barricade. No further reload is required to engage targets after completing the original stage procedure.

<b>Scoring:</b>	Comstock
<b>Targets:</b>	5 Classic, 2 Classic poppers
<b>Possible Points:</b>	60
<b>Minimum Rounds:</b>	12
<b>Start Position:</b>	Standing in Area A at center of the barricade, with palms flat on barricade covering X marks.
<b>Start:</b>	On audible signal
<b>Stop:</b>	Last shot
<b>Penalties:</b>	As per current edition IPSC rules



**SETUP NOTES:** Set paper targets to 1.52m (5 feet) to top of targets. X marks are placed 6 inches inside each edge of barricade.



# IPSC CLASSIFIER - STAGE: CLM-58

The International Practical Shooting Confederation - P.O. Box 972 Oakville, Ontario, Canada L6J 9Z9  
Tel: (905) 849-6960 - fax: (905) 842-4323

### Course of Fire Type: Medium Classifier Stage

#### Stage Procedure:

On start signal, from Area A, shoot the appropriate targets from either side of the barricade. Then make a **mandatory reload** and from Area A shoot the appropriate targets from the other side of the barricade. T1 and T2 must be shot from **only the left side** of the barricade. T3 and T4 must be shot from **only the right side** of the barricade. T5, PP1 and PP2 may be **shot from either side** of the barricade. No further reload is required to engage targets after completing the original stage procedure.

#### Scoring:

Comstock

#### Targets:

5 Metric, 2 Pepper poppers

#### Possible Points:

60

#### Minimum Rounds:

12

#### Start Position:

Standing in Area A at center of the barricade, with palms flat on barricade covering X marks.

#### Start:

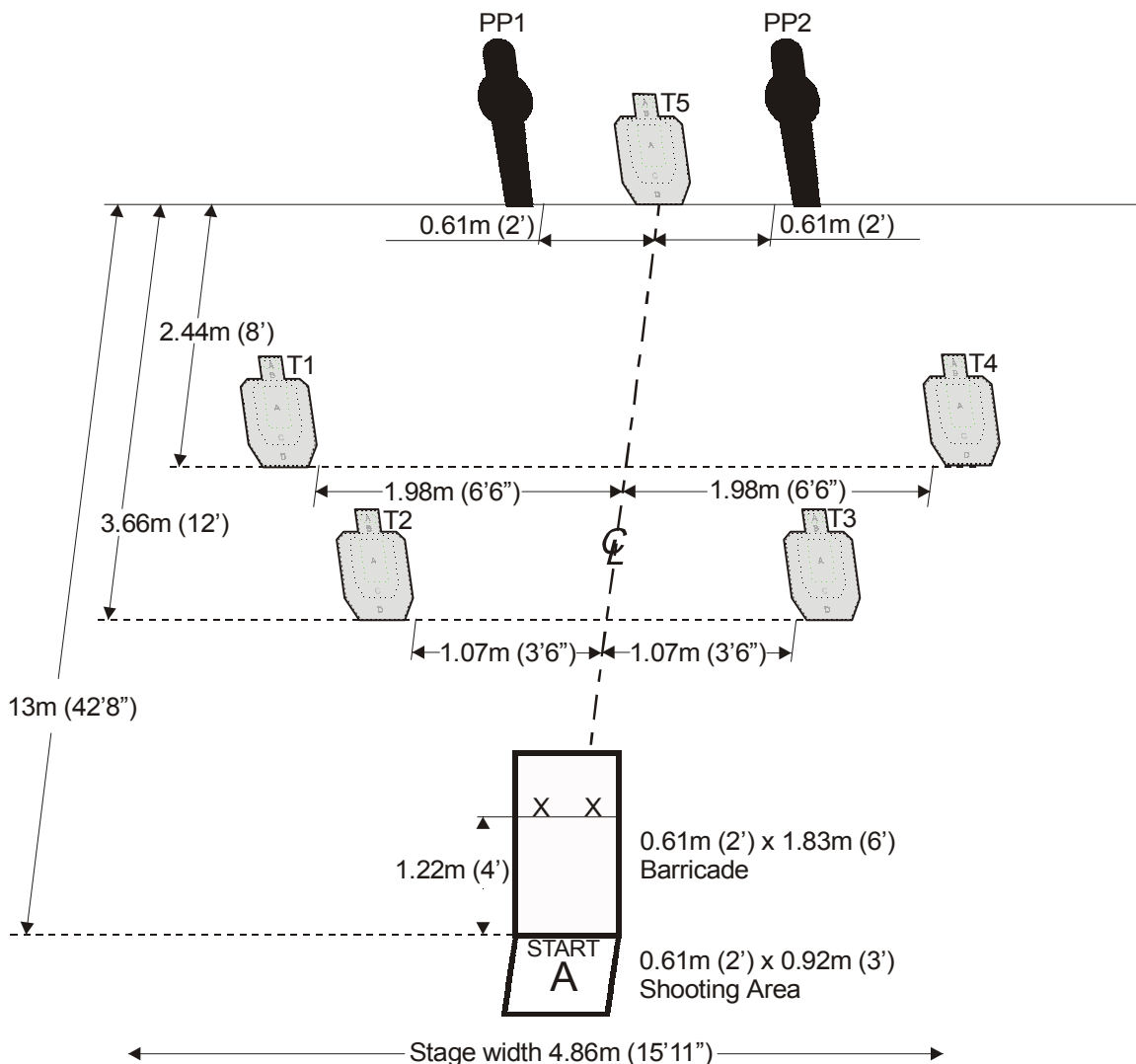
On audible signal

#### Stop:

Last shot

#### Penalties:

As per current edition IPSC rules



**SETUP NOTES:** Set paper targets to 1.52m (5 feet) to top of targets. X marks are placed 6 inches inside each edge of barricade.



# IPSC CLASSIFIER - STAGE: CLC-59

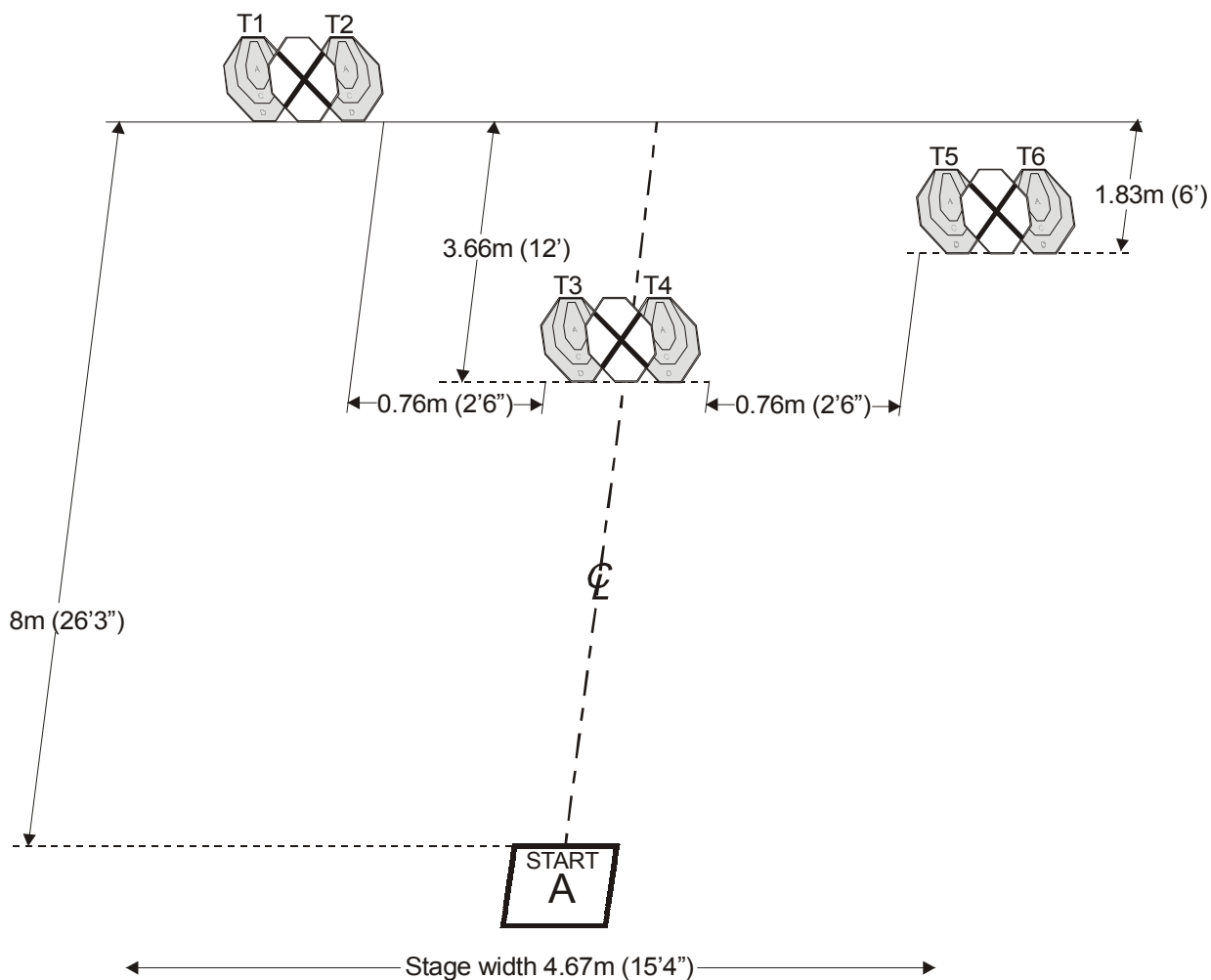
The International Practical Shooting Confederation - P.O. Box 972 Oakville, Ontario, Canada L6J 9Z9  
Tel: (905) 849-6960 - fax: (905) 842-4323

**Course of Fire Type:** Medium Classifier Stage

**Stage Procedure:**

On start signal, from Area A, shoot T1-T6 with **one** round each in any order, perform a mandatory reload and from Area A, shoot T1-T6 with **one** round each per target.

**Scoring:** Comstock  
**Targets:** 6 Classic  
**Possible Points:** 60  
**Minimum Rounds:** 12  
**Start Position:** Standing relaxed in Area A, facing targets.  
  
**Start:** On audible signal  
**Stop:** Last shot  
**Penalties:** As per current edition IPSC rules



**SETUP NOTES:** Set targets T3 and T4 to 0.92m (3 feet) high at top of targets. T1, T2, T5, and T6 are set to 1.52m (5 feet) high at top of target. Set penalty targets so that they go from A zone to A zone. Area A is 3 feet by 3 feet. Penalty target on target T3 and T4 is centered on center line.



# IPSC CLASSIFIER - STAGE: CLM-60

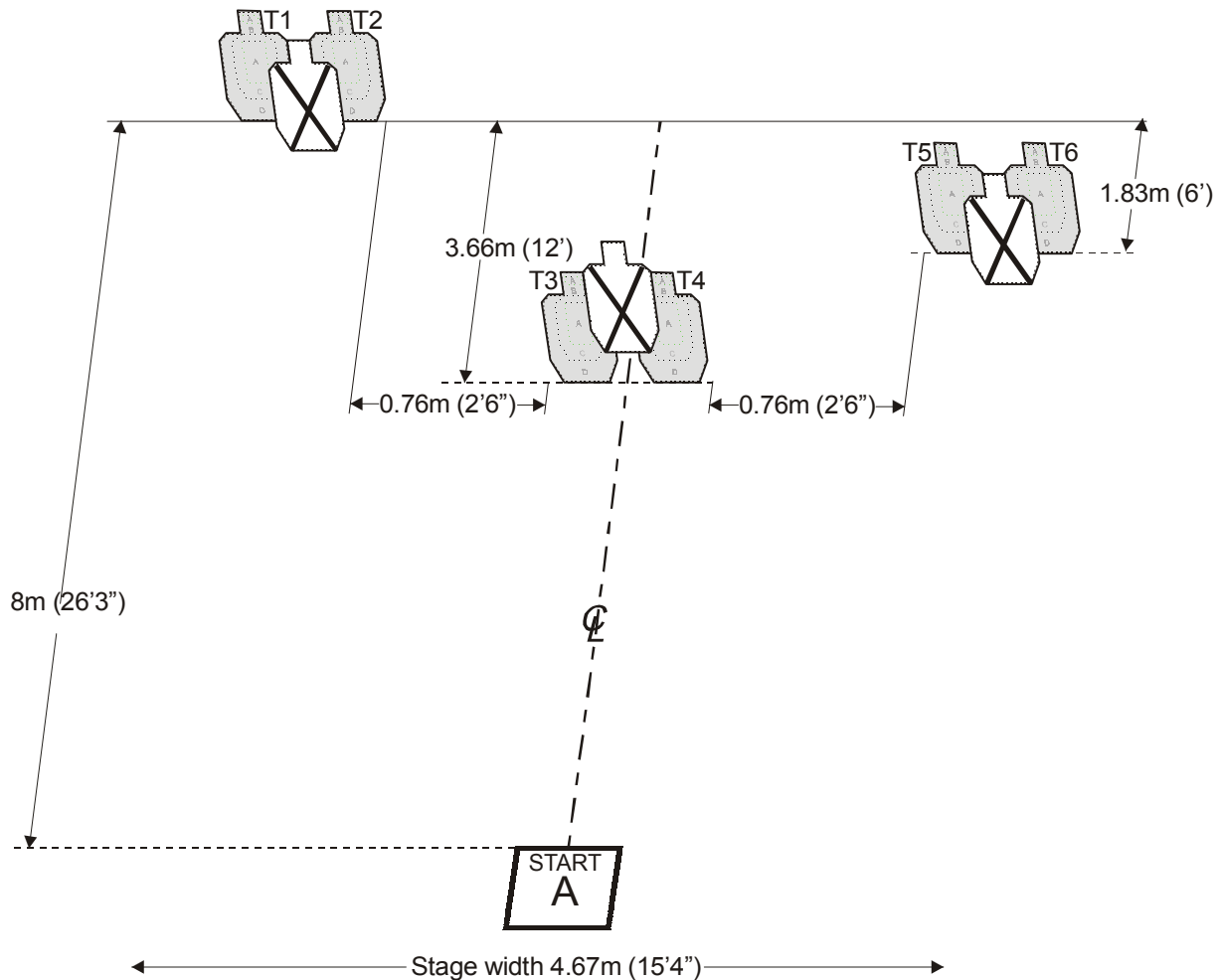
The International Practical Shooting Confederation - P.O. Box 972 Oakville, Ontario, Canada L6J 9Z9  
Tel: (905) 849-6960 - fax: (905) 842-4323

**Course of Fire Type:** Medium Classifier Stage

**Stage Procedure:**

On start signal, from Area A, shoot T1-T6 with **one** round each in any order, perform a mandatory reload and from Area A, shoot T1-T6 with **one** round each per target.

<b>Scoring:</b>	Comstock
<b>Targets:</b>	6 Metric
<b>Possible Points:</b>	60
<b>Minimum Rounds:</b>	12
<b>Start Position:</b>	Standing relaxed in Area A, facing targets with both arms hanging relaxed at sides.
<b>Start:</b>	On audible signal
<b>Stop:</b>	Last shot
<b>Penalties:</b>	As per current edition IPSC rules



**SETUP NOTES:** Set targets T3 and T4 to 0.92m (3 feet) high at top of targets. T1, T2, T5, and T6 are set to 1.52m (5 feet) high at top of target. Set penalty target at T3-T4 array so lower corners line up with left and right vertical A zone line. The penalty targets B zone on the other two arrays are set to the lower corners of the targets two upper corners and aligned with the A zone. Area A is 3 feet by 3 feet. Penalty target on target T3 and T4 is centered on center line.



# IPSC CLASSIFIER - STAGE: CLC-61

The International Practical Shooting Confederation - P.O. Box 972 Oakville, Ontario, Canada L6J 9Z9  
Tel: (905) 849-6960 - fax: (905) 842-4323

**Course of Fire Type:** Medium Classifier Stage

**Stage Procedure:**

On start signal, from Area A, shoot T1-T3 in any order, perform a mandatory reload, and shoot T1-T3 from Area A.

**Scoring:**

Virginia Count

**Targets:**

3 Classic

**Possible Points:** 60

**Maximum Rounds:** 12

**Start Position:**

Kneeling in Area A, facing down range, with both knees on the ground, fingers interlaced on top of head.

**Start:**

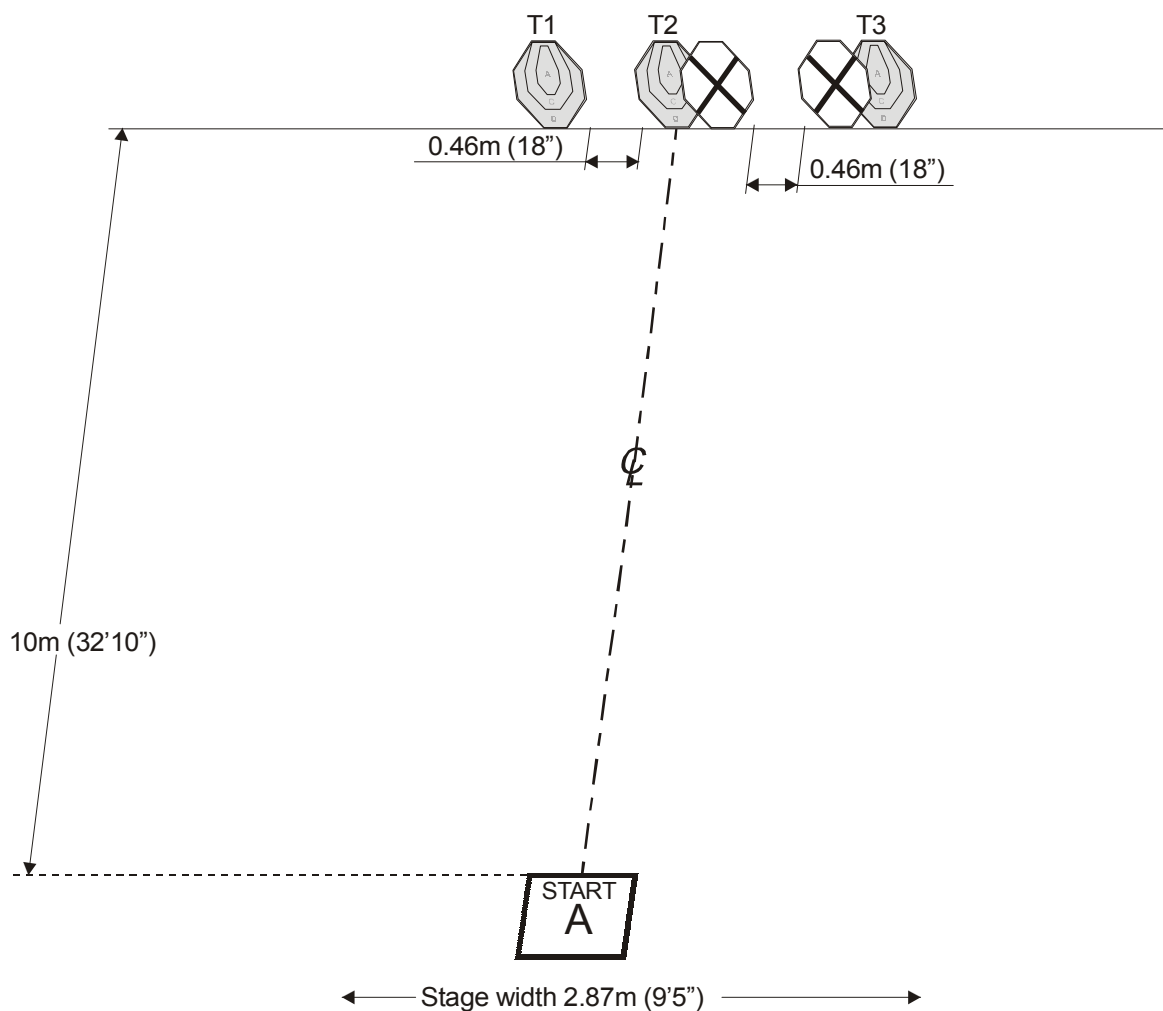
On audible signal

**Stop:**

Last shot

**Penalties:**

As per current edition IPSC rules



**SETUP NOTES:** Set targets to 1.52m (5 feet) at top of targets. Penalty targets are placed on T2 and T3 so that scoring perforation of A zone is overlapped by scoring perforation of the penalty targets.



# IPSC CLASSIFIER - STAGE: CLM-62

The International Practical Shooting Confederation - P.O. Box 972 Oakville, Ontario, Canada L6J 9Z9  
Tel: (905) 849-6960 - fax: (905) 842-4323

**Course of Fire Type:** Medium Classifier Stage

**Stage Procedure:**

On start signal, from Area A, shoot T1-T3 in any order, perform a mandatory reload, and shoot T1-T3 from Area A.

**Scoring:**

Virginia Count

**Targets:**

3 Metric

**Possible Points:** 60

**Maximum Rounds:** 12

**Start Position:**

Kneeling in Area A, facing down range, with both knees on the ground, fingers interlaced on top of head.

**Start:**

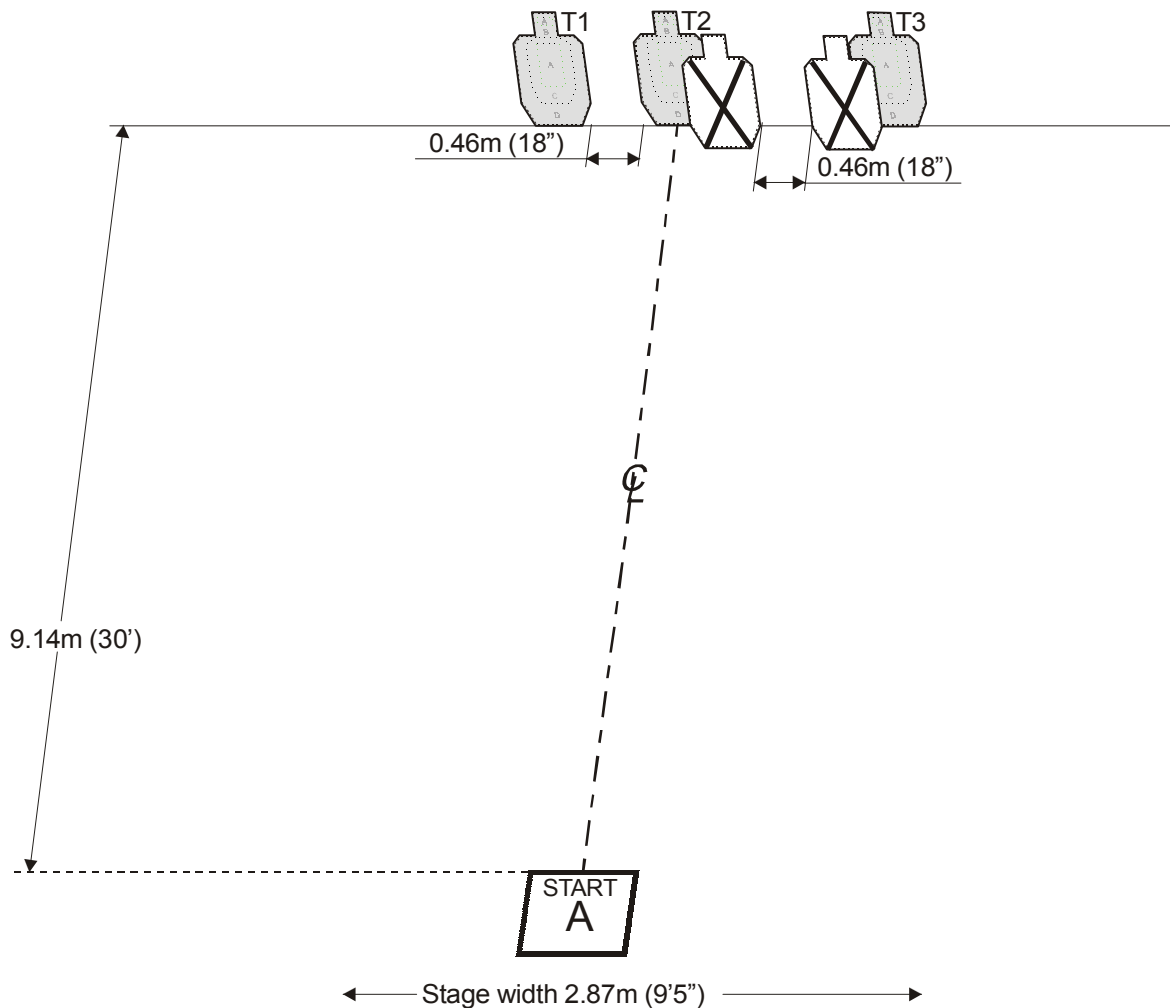
On audible signal

**Stop:**

Last shot

**Penalties:**

As per current edition IPSC rules



**SETUP NOTES:** Set targets to 1.52m (5 feet) at top of targets. Penalty targets are placed on T2 and T3 so that scoring perforation of A zone is overlapped by scoring perforation of the penalty targets.



# IPSC CLASSIFIER - STAGE: CLC-63

The International Practical Shooting Confederation - P.O. Box 972 Oakville, Ontario, Canada L6J 9Z9  
Tel: (905) 849-6960 - fax: (905) 842-4323

**Course of Fire Type:** Medium Classifier Stage

**Stage Procedure:**

On start signal, draw and from Area A, shoot T1-T3. Move to Area B and from Area B, shoot only T4, CP1 and CP2. Move to Area C and from Area C, shoot only T5-T7.

**Scoring:**

Comstock

**Targets:**

7 Classic, 2 Classic poppers

**Possible Points:**

80

**Minimum Rounds:**

16

**Start Position:**

Standing relaxed in Area A facing down range, heels of both feet against rear fault line of Area A at marks.

**Start:**

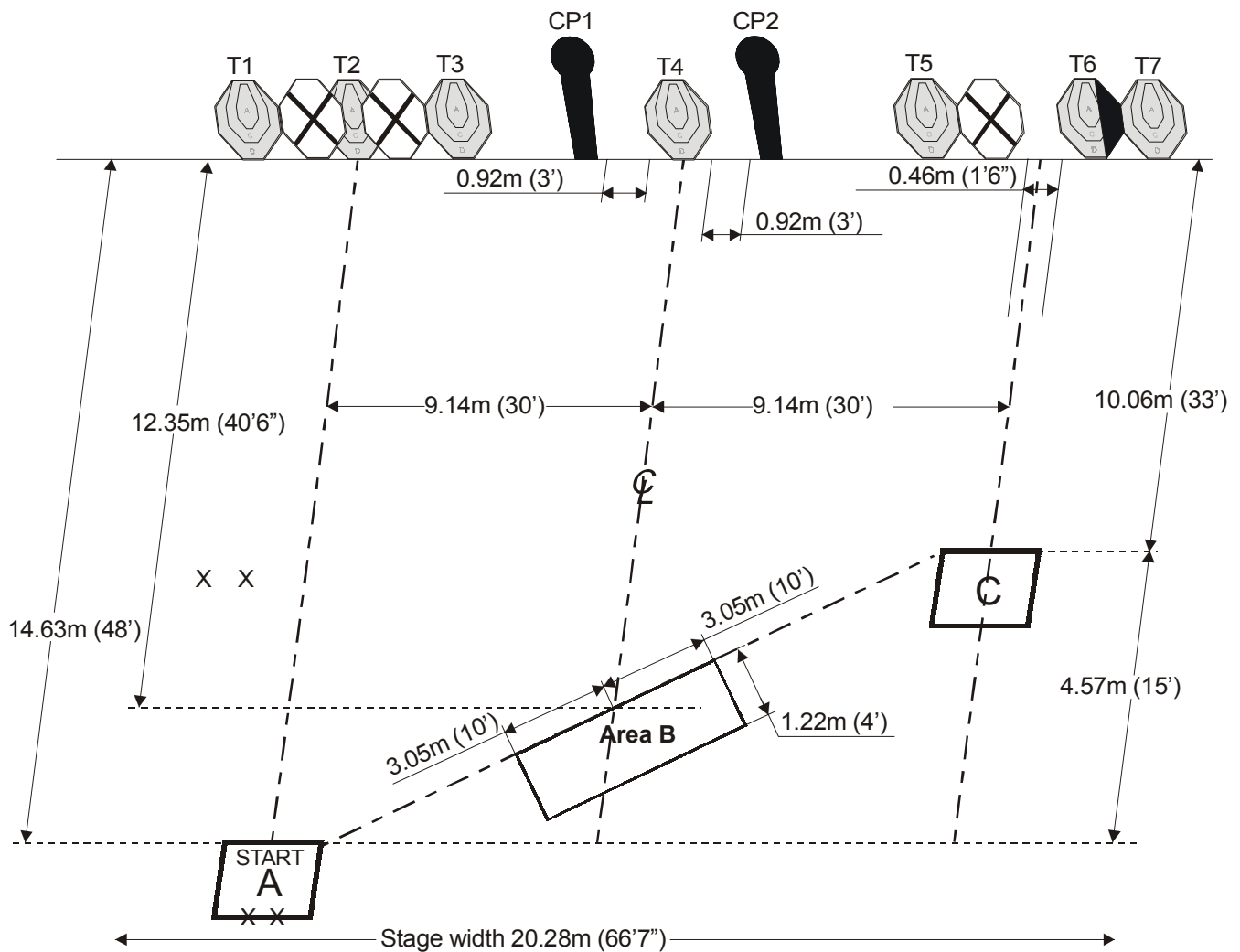
On audible signal

**Stop:**

Last shot

**Penalties:**

As per current edition IPSC rules



**SETUP NOTES:** Set targets to 1.52m (5 feet) at top of targets. Edge of T1 and T3 are butted to penalty targets. The A zone scoring lines of T2 are directly under the scoring lines of the penalty targets. Edge of T5 is butted to edge of penalty target. T6 and T7 are butted together. Areas A and C are 3 feet square. Area B is 20 feet long and 4 feet wide. Nail a 2x2 or 2x4 to ground at both ends of Area B.



# IPSC CLASSIFIER - STAGE: CLM-64

The International Practical Shooting Confederation - P.O. Box 972 Oakville, Ontario, Canada L6J 9Z9  
Tel: (905) 849-6960 - fax: (905) 842-4323

**Course of Fire Type:** Medium Classifier Stage

**Stage Procedure:**

On start signal, draw and from Area A, shoot T1-T3. Move to Area B and from Area B, shoot only T4, PP1 and PP2. Move to Area C and from Area C, shoot only T5-T7.

**Scoring:**

Comstock

**Targets:**

7 Metric, 2 Pepper poppers

**Possible Points:**

80

**Minimum Rounds:**

16

**Start Position:**

Standing relaxed in Area A facing down range, heels of both feet against rear fault line of Area A at marks.

**Start:**

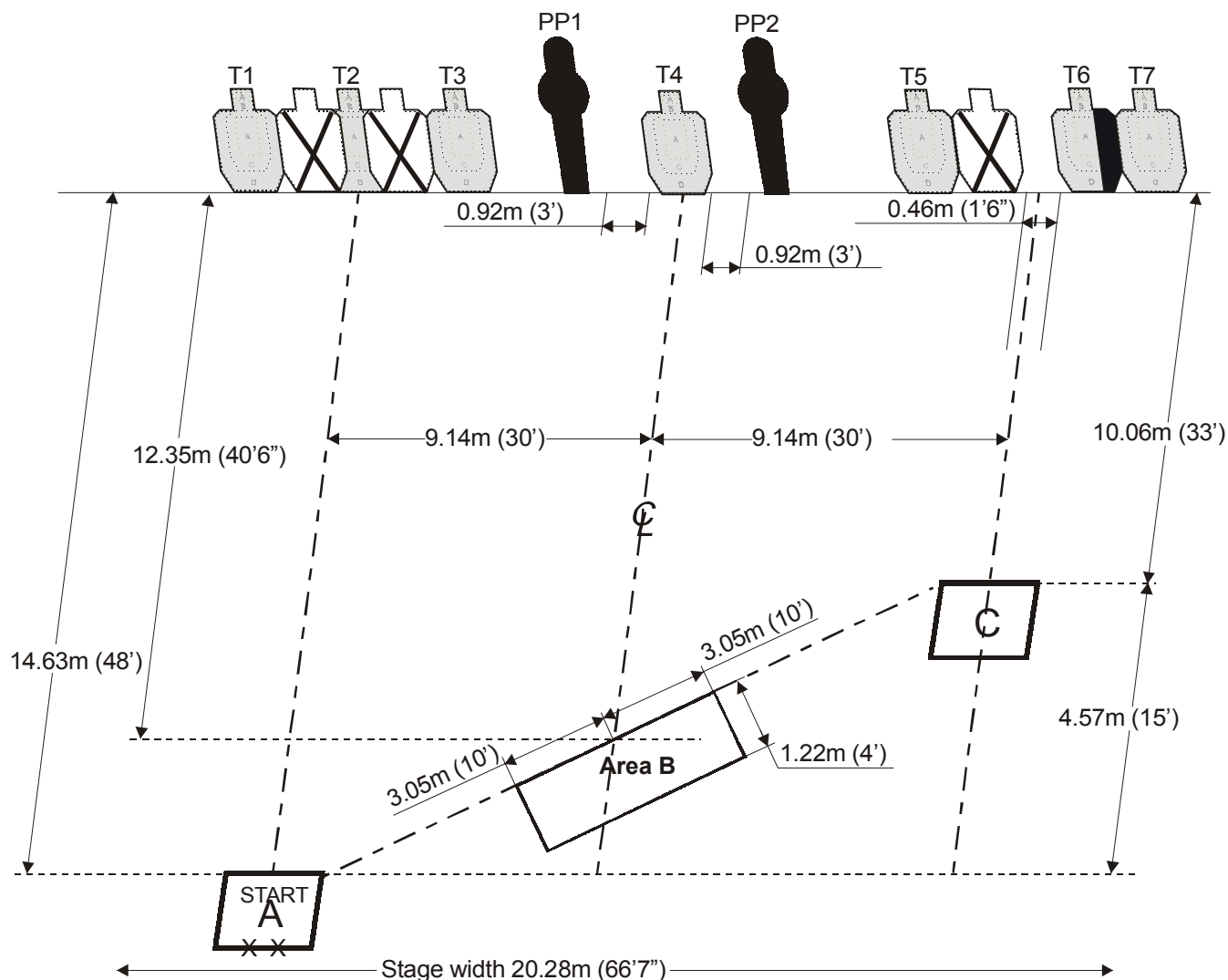
On audible signal

**Stop:**

Last shot

**Penalties:**

As per current edition IPSC rules



**SETUP NOTES:** Set targets to 1.52m (5 feet) at top of targets. Edge of T1 and T3 are butted to penalty targets. The A zone scoring lines of T2 are directly under the scoring lines of the penalty targets. Edge of T5 is butted to edge of penalty target. T6 and T7 are butted together. Areas A and C are 3 feet square. Area B is 20 feet long and 4 feet wide. Nail a 2x2 or 2x4 to ground at both ends of Area B.





# IPSC CLASSIFIER - STAGE: CLC-65

The International Practical Shooting Confederation - P.O. Box 972 Oakville, Ontario, Canada L6J 9Z9  
Tel: (905) 849-6960 - fax: (905) 842-4323

**Course of Fire Type:** Short Classifier Stage

**Stage Procedure:**

On the audible signal, from Area A, shoot T1 and CP1-CP4.

**Scoring:**

Comstock

**Targets:**

1 Classic, 4 Classic poppers

**Possible Points:** 30

**Minimum Rounds:** 6

**Start Position:**

Standing in Area A, facing targets with both wrists above respective shoulder.

**Start:**

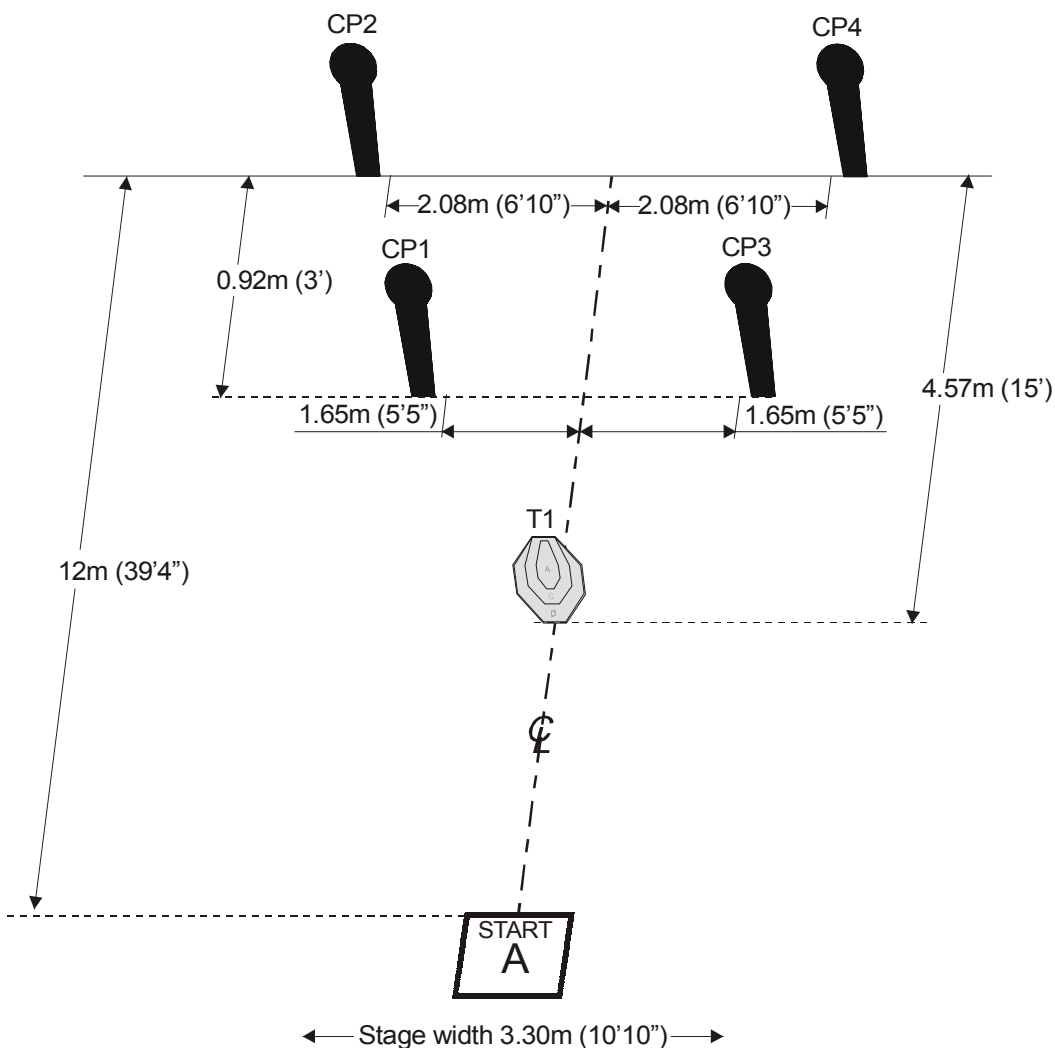
On audible signal

**Stop:**

Last shot

**Penalties:**

As per current edition IPSC rules



**SETUP NOTES:** Set paper targets to 1.52m (5 feet) to the top of targets. Area A is 0.92m(3') by 0.92m(3').



# IPSC CLASSIFIER - STAGE: CLM-66

The International Practical Shooting Confederation - P.O. Box 972 Oakville, Ontario, Canada L6J 9Z9  
Tel: (905) 849-6960 - fax: (905) 842-4323

**Course of Fire Type:** Short Classifier Stage

**Stage Procedure:**

On the audible signal, from Area A, shoot T1 and PP1-PP4.

**Scoring:**

Comstock

**Targets:**

1 Metric, 4 Pepper poppers

**Possible Points:**

30

**Minimum Rounds:**

6

**Start Position:**

Standing in Area A, facing targets with both wrists above respective shoulder.

**Start:**

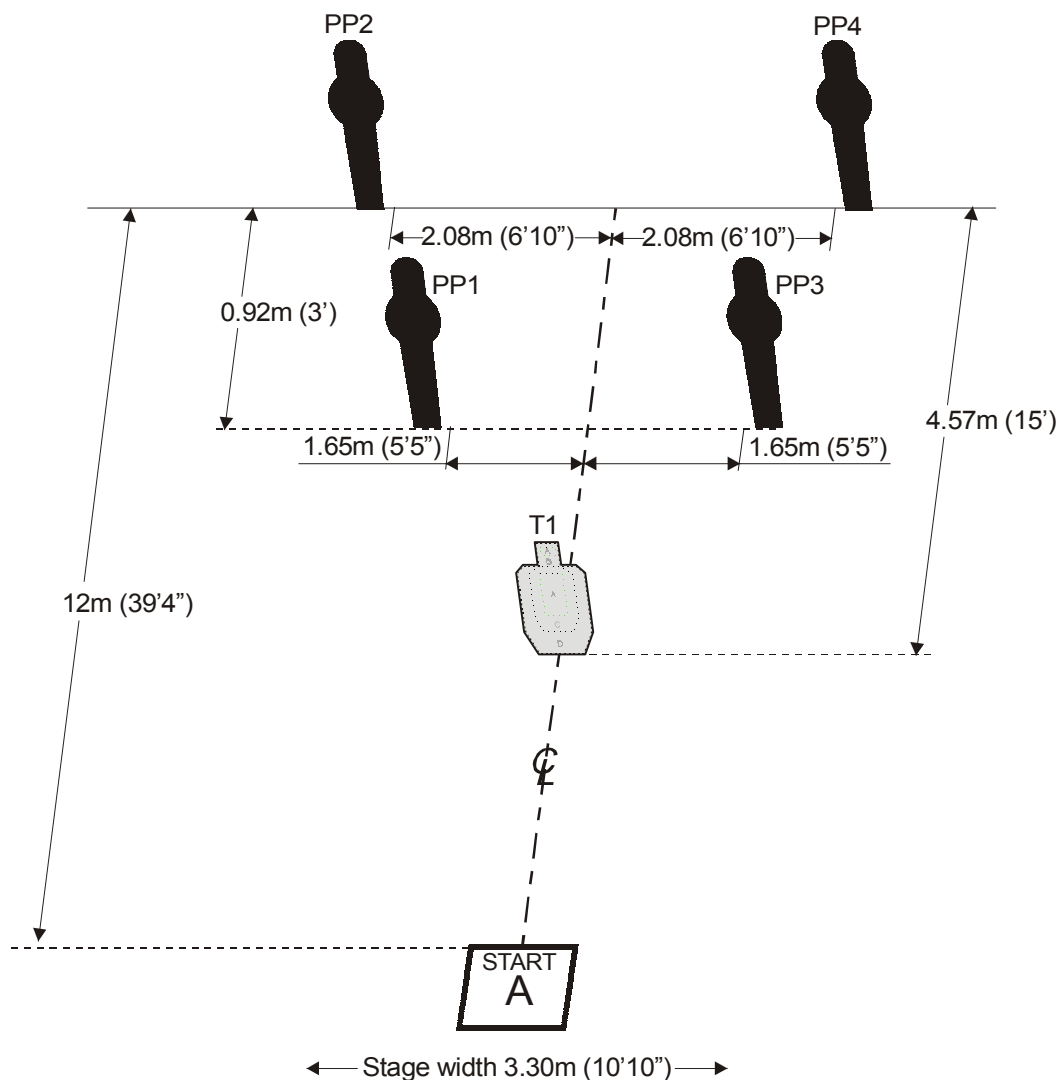
On audible signal

**Stop:**

Last shot

**Penalties:**

As per current edition IPSC rules



**SETUP NOTES:** Set paper targets to 1.52m (5 feet) to the top of targets. Area A is 0.92m(3') by 0.92m(3').



# IPSC CLASSIFIER - STAGE: CLC-67

The International Practical Shooting Confederation - P.O. Box 972 Oakville, Ontario, Canada L6J 9Z9  
Tel: (905) 849-6960 - fax: (905) 842-4323

**Course of Fire Type:** Medium Classifier Stage

**Stage Procedure:**

On start signal, from Area A, shoot T1-T6 with **one** round each target, perform a mandatory reload, and from Area A, shoot T1-T6 with **one** round each target.

**Scoring:** Comstock

**Targets:** 6 Classic

**Possible Points:** 60

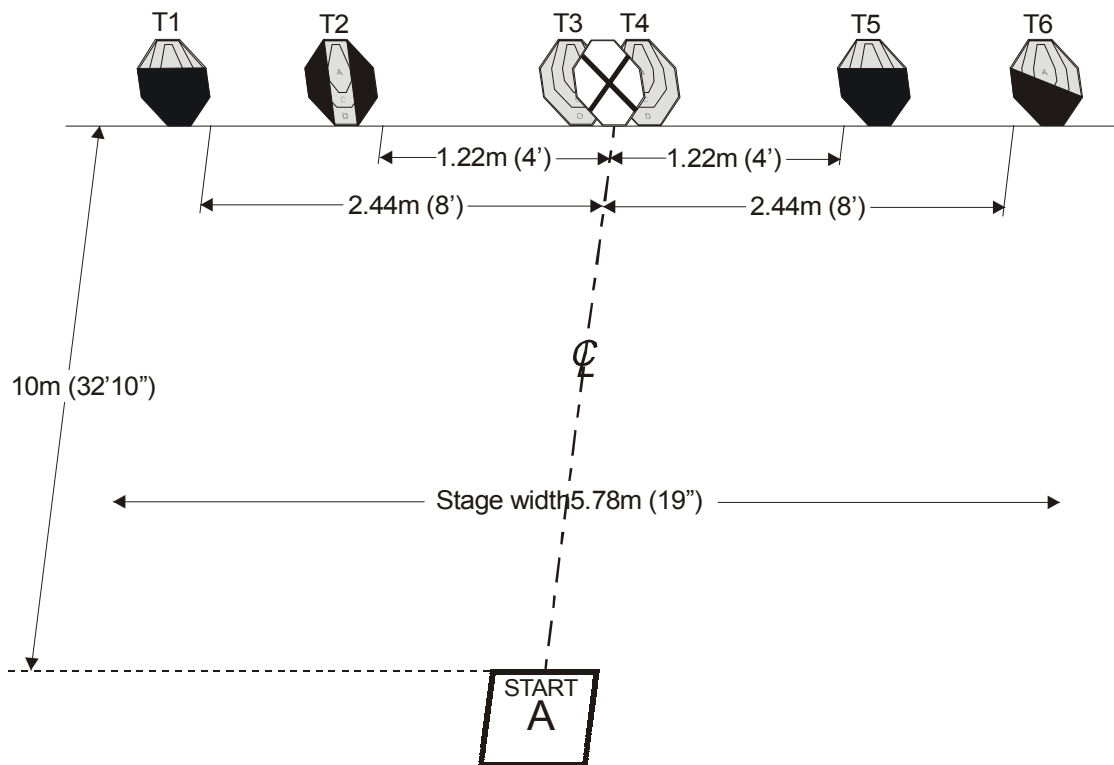
**Minimum Rounds:** 12

**Start Position:** Standing relaxed in Area A facing targets.

**Start:** On audible signal

**Stop:** Last shot

**Penalties:** As per current edition IPSC rules



**SETUP NOTES:** Set paper targets to 1.52m (5 feet) to the top of targets. Area A is 0.92m (3') by 0.92m (3'). T1 and T2 hard cover is from perforation of A zone outward from top to bottom on both sides of A zone. T5 hard cover cuts through from notch to notch as shown. T6 hard cover runs diagonal from top left notch downward to top bottom notch. T3 and T4 are butted edge to edge, the penalty target is then centered on them. Center of the penalty target is on center line.



# IPSC CLASSIFIER - STAGE: CLM-68

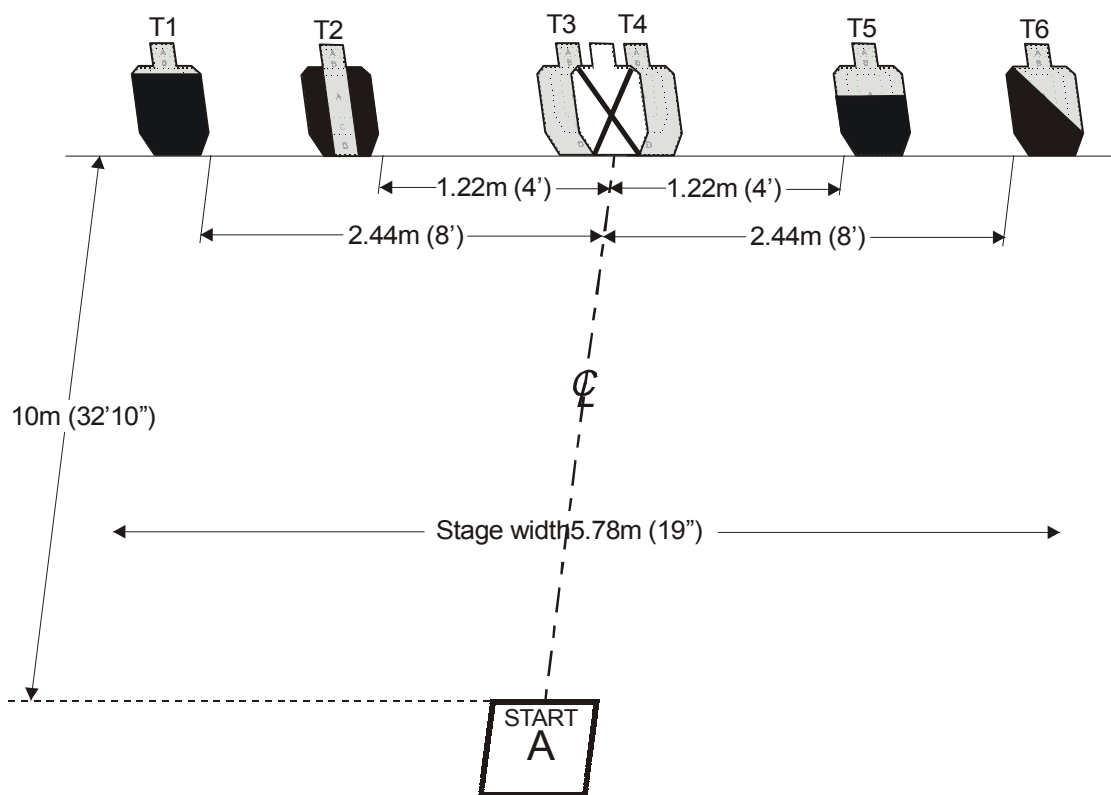
The International Practical Shooting Confederation - P.O. Box 972 Oakville, Ontario, Canada L6J 9Z9  
Tel: (905) 849-6960 - fax: (905) 842-4323

**Course of Fire Type:** Medium Classifier Stage

**Stage Procedure:**

On start signal, from Area A, shoot T1-T6 with **one** round each target, perform a mandatory reload, and from Area A, shoot T1-T6 with **one** round each target.

<b>Scoring:</b>	Comstock
<b>Targets:</b>	6 Metric
<b>Possible Points:</b>	60
<b>Minimum Rounds:</b>	12
<b>Start Position:</b>	Standing relaxed in Area A facing targets with both arms hanging relaxed at sides.
<b>Start:</b>	On audible signal
<b>Stop:</b>	Last shot
<b>Penalties:</b>	As per current edition IPSC rules



**SETUP NOTES:** Set paper targets to 1.52m (5 feet) to the top of targets. Area A is 0.92m (3') by 0.92m (3'). T1 hard cover is from top of A zone down. T2 hard cover is from perforation of A zone outward from top to bottom on both sides of A zone. T5 hard cover cuts through center of A zone. T6 hard cover runs diagonal from top left notch downward to top bottom notch. T3 and T4 are butted edge to edge, the penalty target is then centered on them. Center of the penalty target is on center line.



# IPSC CLASSIFIER - STAGE: CLC-69

The International Practical Shooting Confederation - P.O. Box 972 Oakville, Ontario, Canada L6J 9Z9  
Tel: (905) 849-6960 - fax: (905) 842-4323

### Course of Fire Type: Long Classifier Stage

#### Stage Procedure:

On start signal, from Area A, shoot T1-T3 with minimum 2 rounds each, then make a mandatory reload and from Area B again shoot T1-T3 with minimum 2 rounds each, then make a mandatory reload and from Area C again shoot T1-T3 with minimum 2 rounds each, then make a mandatory reload and from Area D again shoot T1-T3 with minimum 2 rounds each. All rounds must be shot from inside the Areas. Both feet must be inside the Areas when shooting.

#### Scoring:

Comstock

#### Targets:

3 Classic

#### Possible Points:

120

#### Minimum Rounds:

24

#### Start Position:

Standing relaxed in shooting Area A, both arms hanging relaxed at sides.

#### Start:

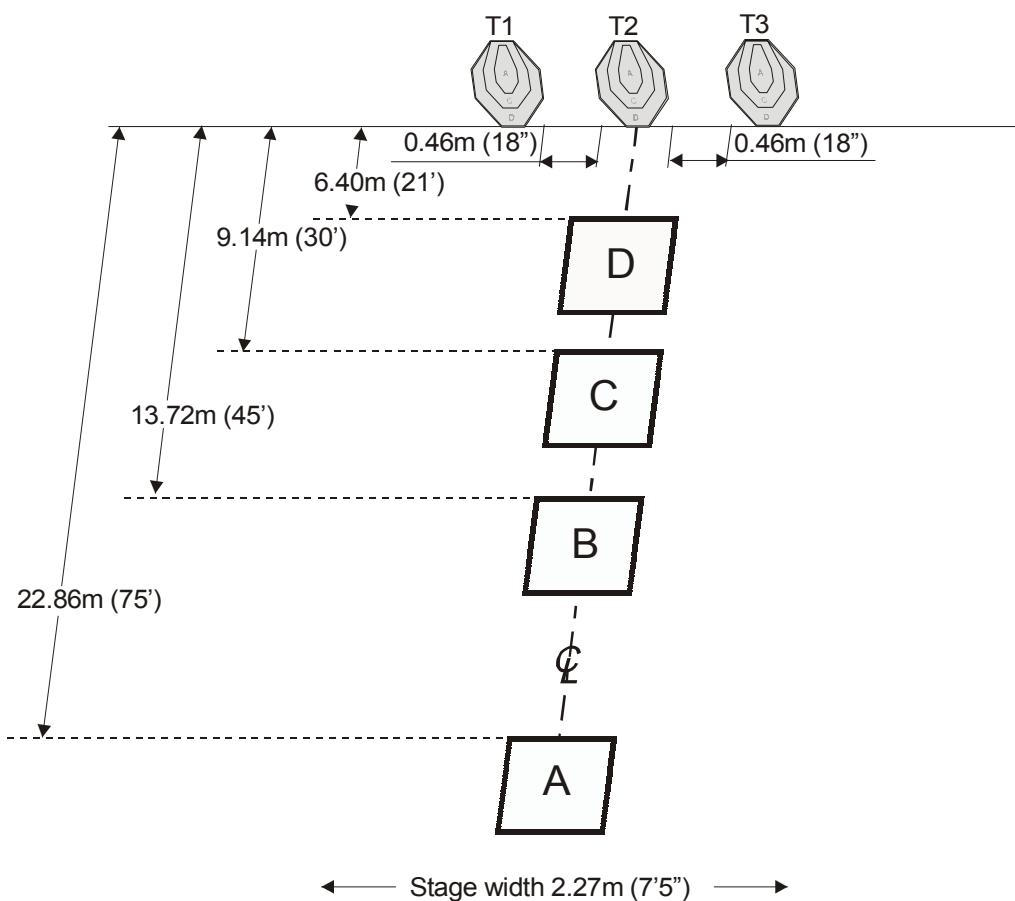
On audible signal

#### Stop:

Last shot

#### Penalties:

As per current edition IPSC rules



**SETUP NOTES:** Set paper targets to 1.52m (5 feet) to the top of the targets. All Areas are 0.92m (3') by 0.92m (3').



# IPSC CLASSIFIER - STAGE: CLM-70

The International Practical Shooting Confederation - P.O. Box 972 Oakville, Ontario, Canada L6J 9Z9  
Tel: (905) 849-6960 - fax: (905) 842-4323

## Course of Fire Type: Long Classifier Stage

### Stage Procedure:

On start signal, from Area A, shoot T1-T3 with minimum 2 rounds each, then make a mandatory reload and from Area B again shoot T1-T3 with minimum 2 rounds each, then make a mandatory reload and from Area C again shoot T1-T3 with minimum 2 rounds each, then make a mandatory reload and from Area D again shoot T1-T3 with minimum 2 rounds each. All rounds must be shot from inside the Areas. Both feet must be inside the Areas when shooting.

### Scoring:

Comstock

### Targets:

3 Metric

**Possible Points:** 120

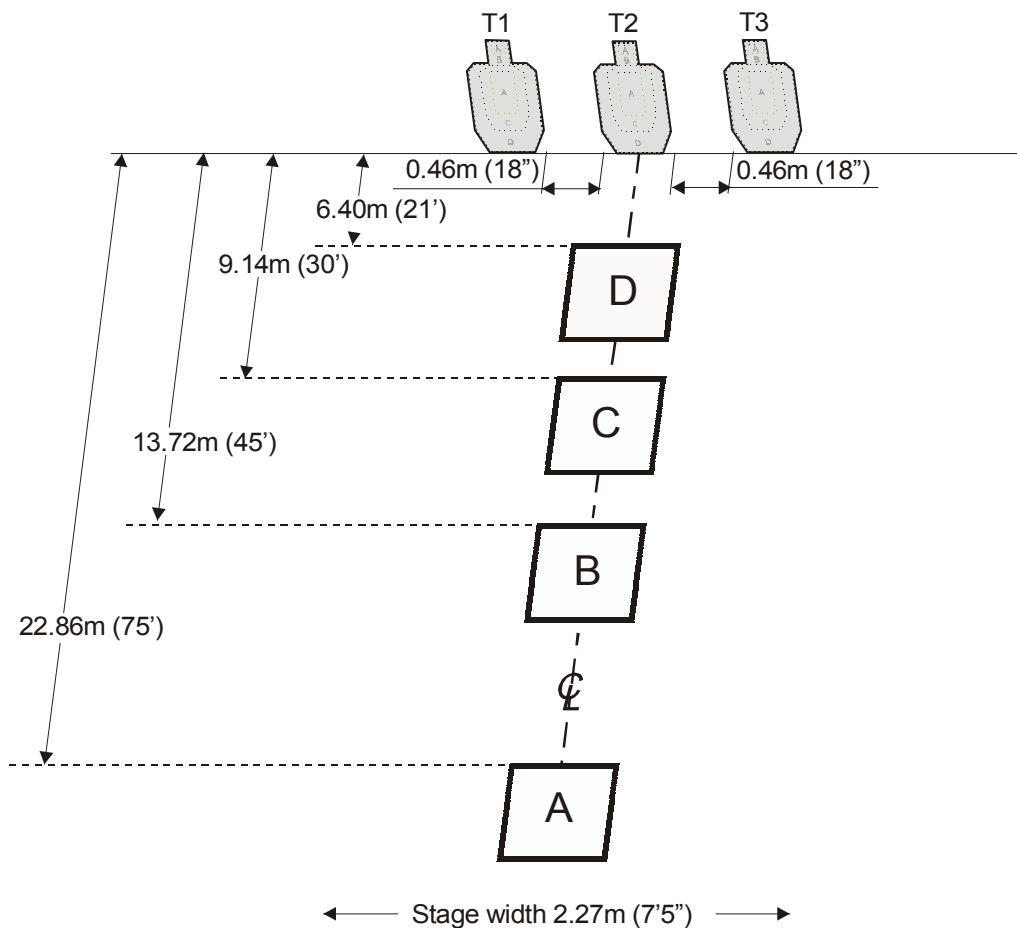
**Minimum Rounds:** 24

**Start Position:** Standing relaxed in shooting Area A, both arms hanging relaxed at sides.

**Start:** On audible signal

**Stop:** Last shot

**Penalties:** As per current edition IPSC rules



**SETUP NOTES:** Set paper targets to 1.52m (5 feet) to the top of the targets. All Areas are 0.92m (3') by 0.92m (3').



# IPSC CLASSIFIER - STAGE: CLC-71

The International Practical Shooting Confederation - P.O. Box 972 Oakville, Ontario, Canada L6J 9Z9  
Tel: (905) 849-6960 - fax: (905) 842-4323

**Course of Fire Type:** Short Classifier Stage

**Stage Procedure:**

On the signal, draw and shoot the targets in any order from Area A.

**Scoring:**

Comstock

**Targets:**

3 Classic, 2 Classic Poppers

**Possible Points:**

40

**Minimum Rounds:**

8

**Start Position:**

Standing relaxed in Area A, facing center of barricade with arms folded wrists over lapping across the chest.

**Start:**

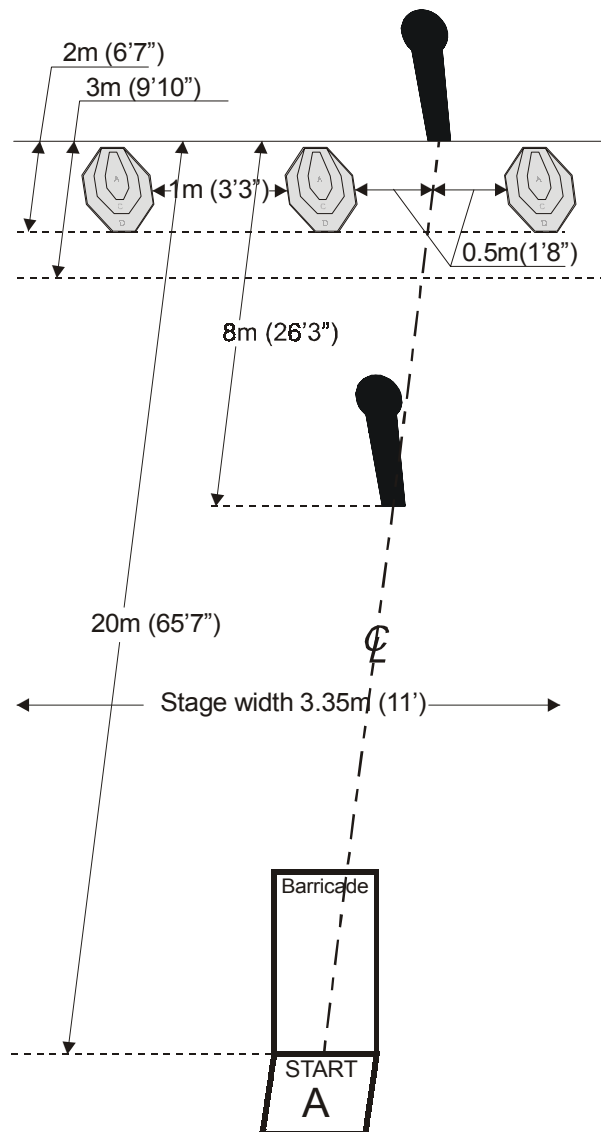
On audible signal

**Stop:**

Last shot

**Penalties:**

As per current edition IPSC rules



**Setup notes:** Set paper targets at 1.52m (5 feet) to the top of targets. Areas A is 0.92m (3') by 0.92m (3'). Barricade is 8 feet high. Barricade is 0.92m (3') wide and 1.83m (6') high.



# IPSC CLASSIFIER - STAGE: CLM-72

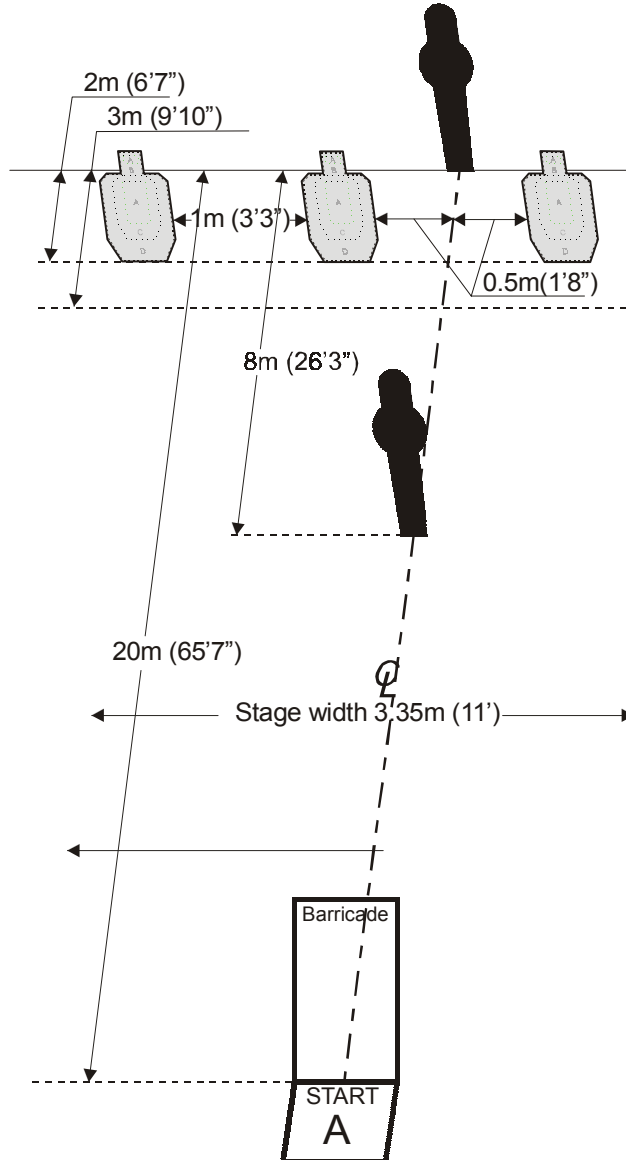
The International Practical Shooting Confederation - P.O. Box 972 Oakville, Ontario, Canada L6J 9Z9  
Tel: (905) 849-6960 - fax: (905) 842-4323

**Course of Fire Type:** Short Classifier Stage

**Stage Procedure:**

On the signal, draw and shoot the targets in any order from Area A.

<b>Scoring:</b>	Comstock
<b>Targets:</b>	3 Metric, 2 Pepper poppers
<b>Possible Points:</b>	40
<b>Minimum Rounds:</b>	8
<b>Start Position:</b>	Standing relaxed in Area A, facing center of barricade with arms folded wrists over lapping across the chest.
<b>Start:</b>	On audible signal
<b>Stop:</b>	Last shot
<b>Penalties:</b>	As per current edition IPSC rules



**Setup notes:** Set paper targets at 1.52m (5 feet) to the top of targets. Areas A is 0.92m (3') by 0.92m (3'). Barricade is 8 feet high. Barricade is 0.92m (3') wide and 1.83m (6') high.





# IPSC CLASSIFIER - STAGE: CLC-73

The International Practical Shooting Confederation - P.O. Box 972 Oakville, Ontario, Canada L6J 9Z9  
Tel: (905) 849-6960 - fax: (905) 842-4323

**Course of Fire Type:** Short Classifier Stage

**Stage Procedure:**

On the signal, draw and shoot the targets in any order from Area A.

**Scoring:**

Comstock

**Targets:**

2 Classic, 2 Classic Poppers

**Possible Points:**

30

**Minimum Rounds:**

6

**Start Position:**

Standing relaxed in Area A, facing downrange with arms folded wrists over lapping across the chest.

**Start:**

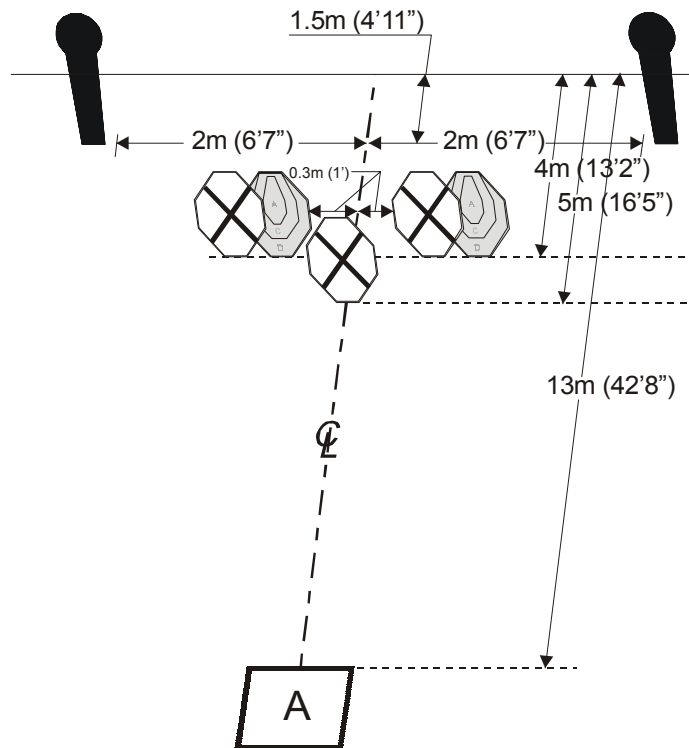
On audible signal

**Stop:**

Last shot

**Penalties:**

As per current edition IPSC rules



**Setup notes:** Set paper targets at 1.52m (5 feet) to the top of targets. Areas A is 0.92m (3') by 0.92m (3').



# IPSC CLASSIFIER - STAGE: CLM-74

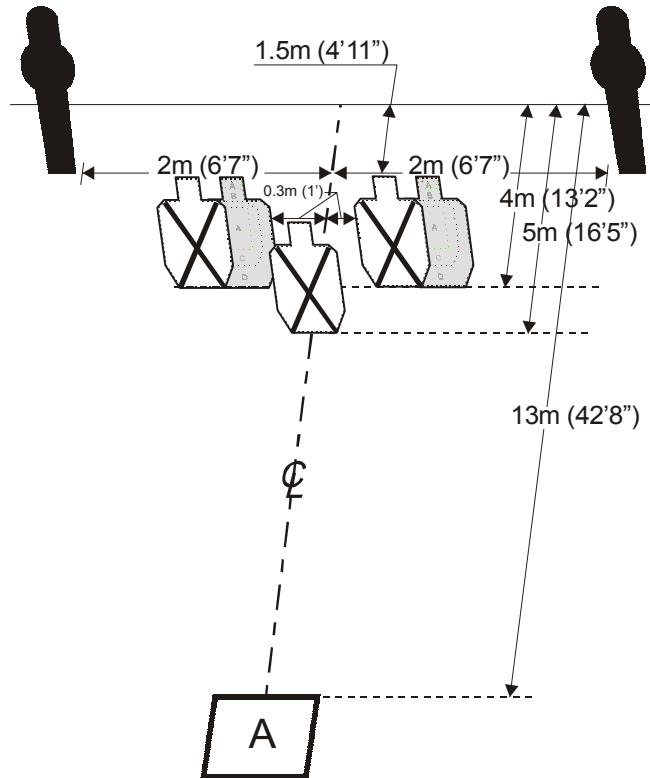
The International Practical Shooting Confederation - P.O. Box 972 Oakville, Ontario, Canada L6J 9Z9  
Tel: (905) 849-6960 - fax: (905) 842-4323

**Course of Fire Type:** Short Classifier Stage

**Stage Procedure:**

On the signal, draw and shoot the targets in any order from Area A.

**Scoring:** Comstock  
**Targets:** 2 Metric, 2 Pepper poppers  
**Possible Points:** 30  
**Minimum Rounds:** 6  
**Start Position:** Standing relaxed in Area A, facing downrange with arms folded wrists over lepping across the chest.  
**Start:** On audible signal  
**Stop:** Last shot  
**Penalties:** As per current edition IPSC rules



**Setup notes:** Set paper targets at 1.52m (5 feet) to the top of targets. Areas A is 0.92m (3') by 0.92m (3').